

# ACTIVITY PLANNING



# NATIONAL FAITH & BLUE WEEKEND

# TOOLKIT



MOTOROLA SOLUTIONS  
FOUNDATION



**FIRSTNET**  
Built with AT&T

# WORDS OF WELCOME

Dear Leaders,

The United States is truly a unique nation with diversity spanning ethnicities, races, national ancestries, identities, and every form of political and social affiliation. From suburbs to small towns to large cities, faith plays a crucial role in uniting us across this diversity. Americans practice the full breadth of religious affiliations that shape the human spirit, with all faiths connected by the conviction that we are our brothers' and sisters' keeper. Our great nation is also united by its principles and its ceaseless movement toward protecting and valuing everyone, regardless of who they are.

We have a long road ahead in this journey, and it was for this reason that we launched National Faith & Blue Weekend. This event is a way for people of all backgrounds to work together with those who uphold our laws to create a more just and equitable union.

My team and I are at your disposal as you plan your event. I hope this toolkit proves to be a valuable resource, and if you need anything else, please do not hesitate to reach out at [info@faithandblue.org](mailto:info@faithandblue.org) or 404.605.7000. Thank you for being a part of this landmark event.

Kind Regards,



**Reverend Markel Hutchins**

Chief Executive Officer, MovementForward, Inc.  
National Lead Organizer, One Congregation One Precinct (OneCOP)

# WORDS OF WELCOME

Dear Friends,

FirstNet, Built with AT&T is dedicated to enhancing communication for public safety professionals. It's also why we are enthusiastic in our continued collaboration and support of National Faith & Blue Weekend. The planners of this event share our commitment to creating safer and more inclusive communities through improved communication — in this case between law enforcement professionals and the residents they protect and serve.

The FirstNet team at AT&T would like to thank you for your interest in being part of this effort to bring communities together, and we believe you will find your participation to be inspiring and impactful. The accompanying toolkit provides you with everything you need to plan your activity, and the National Faith & Blue Weekend team is available to assist you each step of the way.

It is an honor for FirstNet to be a part of this powerful program. We believe it shows what is possible when we get to know each other. Thank you to the faith-based organizations and community organizations that are building the bonds of fellowship and to the law enforcement professionals who suit up every day to protect the public — the sacrifices you make are immeasurable and deeply appreciated. We look forward to the ongoing positive impact we make working together.

In Gratitude,



**Jason Porter**  
Senior Vice President  
FirstNet Built with AT&T

# WORDS OF WELCOME



**MOTOROLA SOLUTIONS  
FOUNDATION**

Dear Community Leaders,

The Motorola Solutions Foundation is proud to sponsor MovementForward's 2022 National Faith & Blue Weekend. As the philanthropic arm of Motorola Solutions, we firmly believe that communities are safer when there is trust and collaboration between those who serve and the communities they serve. For the second year, we look forward to the National Faith & Blue Weekend sparking important dialogue and meaningful connections between law enforcement and communities across the United States, and we're honored to support this.

The Motorola Solutions Foundation shares MovementForward's vision for an equitable, safer world for all — and we know you do too. We are grateful to you for lending your expertise and time to this important event, and we extend a special thank you to the participating community organizations, faith leaders and law enforcement professionals.

As you leverage this toolkit to plan your activity, as well as the support from the MovementForward team, know that your efforts are making a significant difference. We look forward to working with you in the months ahead and to another successful year.

Regards,



**Cynthia Yazdi**

Senior Vice President

Chief of Staff, Motorola Solutions

Motorola Solutions Foundation

# TABLE OF CONTENTS

<b>Introduction</b>	Words of Welcome	2-4
	Table of Contents	5
	Getting Started	6
	Reaching Out and Media Advisory	7
	Overview of Activities	8-9
	Annual Photo and Video Contest *New*	10
<b>Fostering Dialogue &amp; Understanding</b>	Quick Activities	11-12
	Activity 1: Crucial Conversations	13-14
	Activity 2: Community Dialogue	15-16
	Activity 3: Book Discussion	17-18
	Activity 4: Vigil for Understanding	19-20
	Activity 5: Peace, Justice, and Unity March	21-22
	Activity 6: Essay Contest	23-24
<b>Promoting Peace and Safety Through Arts &amp; Culture</b>	Activity 7: Anti Cyber-Bullying Workshop/Discussion *New*	25
	Activity 8: Sip and Paint *New*	26-27
	Activity 9: Music Festival	28-29
	Activity 10: Art Festival	30-31
	Activity 11: Dance Contest	32-33
<b>Creating Connections</b>	Activity 12: Picnic/Barbecue	34-35
	Activity 13: Athletic Event	36-37
	Activity 14: Parade	38-39
	Activity 15: Law Enforcement Open House	40-41
	Activity 16: Football Tailgate	42-43
	Activity 17: Movie Night	44-45
	Activity 18: Trunk or Treat	46-47
<b>Cultivating Partnerships and Engagement</b>	Activity 19: Community Tag Sale	48-49
	Activity 20: Community Service Project	50-51
	Special Activity: Host a Blood Drive	52-53
	Activity 21: Citizens' Academy	54-55
	Activity 22: Community Policing Project	56-57
	<b>100 OTHER ACTIVITY IDEAS</b> *New*	58
<b>Information</b>	What's Next: Creating a Campaign *New*	59
	Faith & Blue Snapshot *New*	60-61
	Frequently Asked Questions	62-63

# GETTING STARTED

Thank you for your interest in organizing an activity for National Faith & Blue Weekend. Your participation will help community members and law enforcement connect on a personal level and, in doing so, create safer and stronger neighborhoods.

MovementForward, Inc., will be here each step of the way to help you put together a successful event. As you design your activity, we ask that it (1) involve both a faith-based organization and a law enforcement office, (2) be positive, and (3) be open to the general public.

**Engaging Important Issues:** At the heart of Faith & Blue is creating meaningful connections between law enforcement and the public. For this reason it is recommended that, to the degree you are comfortable, your activity acknowledges and explores the important conversations that are currently occurring around policing, justice, and community relations. Some of the activities — like the essay contest, book discussion, crucial conversation, and vigil for understanding — lend themselves more readily to engaging these topics, but all activities can facilitate important discussions around policing. We encourage you to be brave, open, and kind as you design and implement your activity.

To help in your planning, we have created the following checklist of what you'll need to identify as you plan your activity.

## Event Setup

Activity Selected: \_\_\_\_\_ Time and Date: \_\_\_\_\_

Lead Faith-Based Organization: \_\_\_\_\_ Lead Law Enforcement Agency: \_\_\_\_\_

Role of Faith-Based Organization: \_\_\_\_\_ Role of Law Enforcement Agency: \_\_\_\_\_

Other Partners: \_\_\_\_\_

Location (or virtual platform): \_\_\_\_\_

Materials Needed: \_\_\_\_\_

Food and Drink (if any): \_\_\_\_\_

Short Overview of the Activity: \_\_\_\_\_

## Planning Checklist

- Activity posted on [www.faithandblue.org](http://www.faithandblue.org)
- Sign-in sheet
- Media advisory sent two days before activity
- Assign responsibilities to volunteers
- Create a timeline/event agenda
- Event promoted on social media
- Photographer assigned
- Food and drink ordered (if any)
- Identify/invite attendees via email/mail
- Virtual platform confirmed (if needed)

## Wrapping Up Your Activity

- Thank yous sent to the faith leaders and law enforcement agency leaders who made the event possible
- Photographs compiled and sent to the law enforcement agency or faith-based organization with which you organized your event
- Thank yous to speakers/participants, volunteers, donors, and attendees (via SM or from sign-up sheet)
- Short write-up sent about the event with photographs to the Faith & Blue team at [info@faithandblue.org](mailto:info@faithandblue.org)
- Photographs posted on social media with the hashtag #faithandblue

# REACHING OUT

As you start planning, you will want to reach out to a co-host, which will be either a local law enforcement agency or a faith-based organization. You should plan to reach out at least 15 days before your event, if possible. You can inquire later, but you run the risk of the potential partner not being able to participate due to scheduling.

## To Reach Out to Your Law Enforcement Agency

Conduct a Google search for your local law enforcement agency and identify the name of either the Police Chief, Sheriff, or Community Liaison. Next, place a call to the department and ask to speak to this individual.

**A note about recruitment:** National Faith & Blue Weekend provides the opportunity for people to be exposed to law enforcement and to learn about the profession. For almost all of the activities, flyers can be provided about joining the local agency, and officers can discuss their experience in joining the force.

## To Reach Out to a Local Faith-Based Organization

Ideally, it is best to start with a faith-based organization that a member of your department attends and has a good relationship with the faith leader. If neither you nor your colleagues have a contact, you can contact us at [info@faithandblue.org](mailto:info@faithandblue.org) and we will provide you with a list of local faith-based organizations.

## Sample Script

Hello, my name is \_\_\_\_\_. I am calling from [law enforcement agency/faith-based organization] about an activity we are putting together for National Faith & Blue Weekend. Faith & Blue is designed to bring together community members and law enforcement officers, and we are organizing a [type of activity] as one of the thousands of activities that will occur across the country. We would love it if you would be able to participate in the activity, which will be held on [date and time]. Is there a member of your team that we could work with to organize the activity?

## Media Advisory

For Immediate Release

[Date]

Contact: [Contact Information — Name plus phone and/or email]

TITLE [e.g., Anytown Law Enforcement Agency and Anytown Church Host Joint Event]

SUBTITLE [Activity Name] Is Open to the Public and Is Part of National Faith & Blue Weekend

Who: [Name of your Law Enforcement Agency and Faith-Based Organization]

Where: [Location]

When: [Date/Time]

[Short paragraph about the event.]

Faith & Blue Weekend is a national event with activities in communities across the country that bring together law enforcement and residents to build connections, create mutual understanding, and enhance justice and reconciliation.

# OVERVIEW OF ACTIVITIES

## Why Activities

Activities — otherwise known as engagements — provide the setting for the formation of meaningful connections between the public and law enforcement. They enable residents to better understand the perspectives of law enforcement officers, who in turn learn about the needs and perceptions of those they protect and serve. There is no substitute for building bonds through a participatory action. The type of activities you organize should be a reflection of your community — if you are working to build partnership, consider a service project. If you are starting from scratch, consider a picnic. If you believe that your community needs to take on important discussions, consider a forum. And if you don’t have substantial capacity, consider a “Quick Activity.”

Or — if you can, do an “all of the above” approach!

This toolkit provides a variety of activities, grouped by type. Moreover, on page 58 you will find 100 other activity ideas. Finally, on pages 59–60, this toolkit offers guidance for next steps in the form of a campaign.

Each sample full activity detailed in this toolkit has different advantages. Some can more easily be held indoors or involve relatively less preparation time, and some might be an important selection if there has recently been a controversial incident. This matrix can help evaluate these factors when selecting activities, but it does not mean that these considerations are rigid. For example, a community dialogue can be child-friendly or an open house can feature space to discuss important issues.

Activity	Issue Engagement	Children Friendly	Indoor Option	Can Address Controversy	Less Preparation Time	Virtual Option
Crucial Conversation	X		X	X		X
Community Dialogue	X		X	X		X
Book Discussion	X	X	X	X	X	X
Vigil for Understanding	X	X		X		
Peace, Justice, & Unity March	X	X		X		
Essay Contest	X	X	X	X	X	X
Music Festival		X	X			X
Sip & Paint						
Art Festival		X	X			X
Dance Contest		X	X			X
Picnic/Barbecue		X	X			
Athletic Event		X	X			
Parade		X				



# QUICK ACTIVITIES

Activity	Issue Engagement	Children Friendly	Indoor Option	Can Address Controversy	Less Preparation Time	Virtual Option
Law Enforcement Open House		X	X	X		
Football Tailgate		X	X		X	X
Movie Night		X	X		X	X
Trunk or Treat		X	X		X	
Community Tag Sale		X	X		X	
Community Service Project	X	X	X		X	X
Host a Blood Drive			X		X	
Citizens' Academy	X		X	X		X
Community Policing Project	X			X		

## Sample Weekend Calendar

There is no minimum or maximum number of activities that you can organize. However, an ideal implementation of Faith & Blue involves leveraging the entire four-day weekend. Here is a sample of how you could plan a weekend's set of activities. As community experts, feel free to get creative as you organize your activities and events.

Friday, October 7	Saturday, October 8	Sunday, October 9	Monday, October 10
<b>Event Day Kickoff</b> <i>Post on social media</i> (1) Rolling Tour (Day 1) (2) Visit Our Seniors (3) Movie Night	(4) Rolling Tour (Day 2) (5) Athletic Event or Picnic/Barbeque	(6) Rolling Tour (Day 3) (7) Football Tailgate	<b>Close Out</b> <i>Post closing reflections &amp; images on social media</i> (8) Law Enforcement Open House (9) Community Forum

Number of Events/Activities Accomplished: **9+**

## Rolling Tour

A Rolling Tour is a powerful complement to organized activities. During a rolling tour, officers visit a selection of local faith-based organizations on Friday, Saturday, and Sunday to deliver greetings. In this way, law enforcement is able to engage with residents where they are most comfortable.

# ANNUAL PHOTO AND VIDEO CONTEST

The visual nature of National Faith & Blue Weekend is one of its most powerful attributes, yielding a waterfall of powerful photos from across the country that show residents and officers building connections and understanding in every type of community.

To elevate this wonderful component of Faith & Blue, each year a photo contest is held, with the three winning photos being featured prominently in an impact report sent to thousands of agencies and in Faith & Blue social media. Moreover, the winners receive a custom plaque and multiple challenge coins!

This year we are adding to the photo contest by creating a video contest. To participate is easy — simply tag your photos and images on social media (Twitter, Facebook, or Instagram) or submit them online at <https://faithandblue.org/photo-upload>.

As for what makes a winning photo or video? The award committee looks for three qualities: **creativity**, **spirit**, and **connection**. Here are the winning photos from 2021:





## QUICK ACTIVITIES

The following are activities that provide an opportunity for faith-based organizations and law enforcement that do not have the planning time to host one of the core activities proposed in this toolkit. Many of these activities can also be combined into a single event. Please feel free to reach out to our team at [info@faithandblue.org](mailto:info@faithandblue.org) if you are unsure about whether you may have the time and bandwidth to organize one of the core activities — we will help in discussing what is involved. And regardless of whether you do a quick activity, a core activity, or an idea you create on your own, your participation in National Faith & Blue Weekend in a way that makes sense for your community and your capacity is most important.

### **Quick Activity A: Sending Greetings (and/or Prayer Circuit)**

In this activity, law enforcement officers and/or command staff attend a worship ceremony in person or virtually to provide words of greeting. If virtually, a recording can be made and shared with one or multiple faith-based organizations. If in person, delegates from the law enforcement agency can be sent. The remarks do not need to be long — just offering thoughts by law enforcement about how officers are working to engage with the community, particularly during the contemporary discourse on policing and social justice. If you are with a faith-based organization, your clergy can record messages with their thoughts on supporting and engaging with law enforcement, which can then be shared with law enforcement.

For the prayer circuit, clergy members or law enforcement officers can identify a few sites to visit to receive or give prayers. Alternatively, a police chaplain and members of the clergy can pray at key locations in the city, for example at a courthouse, park, or hospital.

### **Quick Activity B: Ask an Officer**

In this activity, a faith-based organization and law enforcement agency set up an online meeting — via Zoom or Google Meet. During the meeting, members of the faith-based organization ask questions of the officers, and officers respond. A recording of the session could then be shared with all members of the faith-based organization. Alternatively, the event can be held in person, taped, and distributed to members of the faith-based organization.

### **Quick Activity C: Message Board**

A faith-based organization can set up a large canvas in their building, and members, particularly children, can write messages or draw illustrations describing what policing means to them and how law enforcement can keep people safe while ensuring equality before the law. Once the canvas is complete, it could be delivered to law enforcement and photographs could be taken of representatives of law enforcement and the faith-based organization. As a virtual option, a volunteer could set up an email or Facebook page to receive messages and photographs of kids' drawings by a certain date. The messages and drawings can be printed out and bound into a book that could be presented to a law enforcement agency. Another possibility is to get water soluble markers and have children write messages of support and justice on police vehicles.

### **Quick Activity D: Mural**

A faith-based organization can set up a canvas in their building, and a volunteer can outline a large drawing — or positive message — on a theme related to policing and justice. Members of the faith-based organization can paint within the drawing to complete the mural, which could then be delivered to a law enforcement agency. As a virtual option, drawings could be mailed either on paper or pieces of cloth. A volunteer could compile the artwork, either stitching together the cloth illustrations or binding the book together.



## QUICK ACTIVITIES

### Quick Activity E: Item Drive

This activity can be held at either a faith-based organization or a law enforcement agency and involves collecting a type or types of items for the needy. These can include coats, socks, canned food, books, or sanitary items. A local shelter, library, or food bank can be partnered with to receive the items once collected. Promotion of the event, and early collection days, can be managed in the run-up to National Faith & Blue Weekend.

### Quick Activity F: Shredding Service

A law enforcement agency or faith-based organization can serve as the setting for a shredding service that is made open to the public. Local shredding companies can be found on Google, and some can bring a mobile shredder to a convenient destination. They will charge a minimal fee, which can often be covered by a local business as a donation. During the activity, law enforcement and representatives from the faith-based organization can be on hand to have casual conversations with members of the public, to pass out safety materials, to do bike registration, and other activities. The event can be accompanied with a hot dog BBQ or even a technology recycling effort (local environmental organizations or municipalities can help find a service). Remember to publicize the event widely.

### Quick Activity G: Community Garden Day

Many communities have community gardens that require regular maintenance, and, in this activity, law enforcement and faith-based organizations volunteers support local gardeners. You can Google local community gardens and reach out to the coordinator (also check social media); then at a designated time — usually on a weekend day — your volunteers can show up to provide support in weeding, planting, and other gardening. The good thing about this activity is that the site and activity is already in place; you just need to bring the people. This activity also allows for informal conversations and meet and greets.

### Quick Activity H: Visit Our Seniors

For this activity, members of a law enforcement agency and a faith-based organization can send a small group to a local senior community or set of senior communities to deliver greetings, to discuss how they are working together to enhance public safety, and even to discuss and take questions on how they see contemporary discourse around policing. This event can be combined with offering a prayer for public safety.

### Quick Activity I: Cookie Sale

This activity can occur as a fundraiser for a local nonprofit. Members of the faith-based organization, law enforcement officers and their families, and other community organizations can bake cookies (which should be wrapped individually, if possible) and sell them in a space that is very accessible to the public. Law enforcement can be on hand to meet and greet, pass out safety flyers, and connect with the public and members of the faith-based organization.

### Quick Activity J: Child Car Seat Checking

For this activity, which can be held at a faith-based organization, fire department, police office parking lot, or other setting, members of the public are encouraged to bring their cars with car seats for installation and checking to make sure the seats are safely installed. A fire department may provide best practices in car seat checking/installation. You can reach out to local preschools and day cares to pass out a flyer about the event, which can also be paired with a hot-dog BBQ or one of the other quick activities. Law enforcement can be on hand to meet and greet the public.



# ACTIVITY 1: CRUCIAL CONVERSATIONS (ONE-HOUR EVENT)

## Short Overview

This activity provides the opportunity for the police and community to engage tough, but important, topics on policing. The conversation occurs as a roundtable rather than a formal panel (although a panel can be utilized); at the minimum, it should include local law enforcement officers, ideally including a police chief or sheriff, community advocates, and faith leaders. Topics engaged may include law officer-involved incidents, use of force, questions of bias, and officer safety. The goal of this activity is to raise important issues in policing so that they can be discussed out in the open and in such a way as to create greater understanding between the community and law enforcement. We recommend you choose a specific topic that has impacted or created concerns in your community to explore the issue and find common ground or the first steps to common ground. This activity is in contrast to the Community Dialogue event (Activity 2), which is a panel-based overview of how the community, law enforcement, faith-based organizations, and other organizations can work together to create safe and inclusive neighborhoods.

## Materials Needed

Water and chairs that can be gathered in a circle. If possible, a camera that can be set up to record and livestream the event.

## Location Needed

The setting can be outdoors or indoors. Church grounds or a fellowship hall will serve well.

## Role for Faith-Based Organization

To designate a member of congregational leadership to offer opening remarks and then participate in the discussion, to encourage parishioners to participate, and to provide a meeting space.

## Role for Law Enforcement Agency

To designate a member of department leadership to offer opening remarks and then participate in the discussion, to encourage members of the force to participate, and to be available to answer questions and mingle at the end of the event.

## How to Create Connections

Encourage attendees to remain for 30 minutes after the conclusion of the discussion for informal follow-up conversations with roundtable participants.



## ACTIVITY 1: CRUCIAL CONVERSATIONS (ONE-HOUR EVENT)

### Planning Timeline — minimum seven days from event date

- Step 1: Reach out to the faith-based organization or law enforcement agency. A local faith-based organization with a reputation for community engagement and a significant-sized congregation would be the ideal partner to work with law enforcement to turn out a good-sized group.
- Step 2: Designate a topic focus and identify invitees from (a) the congregation, (b) the law enforcement agency, (c) one to two additional participants, ideally from community organizations that engage issues of policing or racial justice, and (d) a facilitator who is comfortable with sensitive topics. Confirm two people to provide introductory remarks, ideally a faith and law enforcement leader.
- Step 3: Identify and confirm the venue.
- Step 4: Form a small promotion committee that will take steps including: (1) working with the faith-based organization and law enforcement agency to send an email and post on social media to members about the event, (2) having the religious leader announce it at a religious service, (3) posting promotional materials on bulletin boards, (4) identifying event photographers, etc.
- Step 5: Have the facilitator create initial questions that can open up the topic for discussion.
- Step 6: Hold event (see Day of Steps below).
- Step 7: Compile contact information from attendees and send thank you notes to attendees, vendors, and anyone else involved.

### Day of Steps

- Step 1: Participants should arrive 15 minutes before the discussion starts.
- Step 2: At the start of the event, a welcome should be given by the host of the physical space and then introductory remarks should be given by someone from law enforcement and the faith-based organization (3 minutes).
- Step 3: The facilitator will then allow each of the participants to give a 30-second introduction (12 minutes). (If doing a panel, allow for longer introductions.)
- Step 4: The facilitator will describe the topic for discussion and establish ground rules for the discussion.
- Step 5: The first question/topic for discussion will be provided, and a conversation will commence.
- Step 6: Closing remarks from the facilitator to summarize the dialogue and to thank everyone for coming (5 minutes).
- Step 7: Break down.
- Step 8: Send photos with descriptions/captions to your partners, including community organizations, the faith-based organization, law enforcement agency liaison, [info@faithandblue.org](mailto:info@faithandblue.org), and any local sponsors.

### Virtual Programming

This activity can be organized as a Zoom discussion.

- Step 1: Zoom or another videoconferencing software should be selected. Make sure all participants have access to, and are familiar with, the software you choose. You may want to schedule a trial run-through if you are doing a panel. Have the speakers sign in 15 minutes before the start of the discussion.
- Step 2: Starting two weeks in advanced, the event should be promoted heavily through the existing channels of the organizations that will be sending participants. A media advisory should also be used to reach the public that lists an email for RSVPs.
- Step 3: The format should follow the same order as the in-person activity. Those not speaking should be muted.
- Step 4: The event should be recorded and made available on the pages of the participating community organizations.



## ACTIVITY 2: COMMUNITY DIALOGUE (TWO-HOUR EVENT)

### Short Overview

A conversation on public safety and how community members, faith leaders, and law enforcement can work together to ensure safe neighborhoods while protecting the rights of those who are policed. The conversation will be a small panel, with representatives from the law enforcement agency, the hosting faith-based organization, a community member with some expertise in criminal justice (such as a local professor or prominent attorney), and a representative of a community organization.

### Materials Needed

Table cards for the panel, microphones and audio equipment, and name tags for attendees, along with chairs.  
Water for the panel.

### Location Needed

The setting can be outdoors or indoors. Church grounds or a fellowship hall will serve well.

### Role for Faith-Based Organization

To designate a member of congregational leadership to speak, to encourage parishioners to attend, and to provide a meeting space.

### Role for Law Enforcement Agency

To designate a member of department leadership to speak and to encourage members of the force to attend as audience members.

### How to Create Connections

Through the use of a breakout session that divides the audience into smaller groups to discuss particular challenges and opportunities in public safety.

### Planning Timeline — minimum seven days from event date

- Step 1: Reach out to the faith-based organization or law enforcement agency. A local faith-based organization with a reputation for community engagement and a significant-sized congregation would be the ideal partner to work with law enforcement to turn out a good-sized crowd.
- Step 2: Designate a safety-related topic focus and identify speakers from both the congregation and the law enforcement agency, one to two additional speakers, and a moderator. Identify facilitators for breakout sessions if you feel the crowd will be large and smaller groups better for discussion.
- Step 3: Identify and confirm the venue.
- Step 4: Form a small promotion committee that will take steps including: (1) working with the faith-based organization and law enforcement agency to send an email and post on social media to members about the event, (2) having the religious leader announce it at a religious service, (3) posting promotional materials on bulletin boards, (4) identifying event photographers, etc.



## ACTIVITY 2: COMMUNITY DIALOGUE (TWO-HOUR EVENT)

### Planning Timeline — continued

- Step 5: Confirm speakers, gather bios, and create event agenda with topic and speaker bios.
- Step 6: Within 7 days, have a quick run-through — whether the event is on-site or via Zoom — with representatives of the faith-based organization, law enforcement agency, speakers, moderator, sponsors, photographer, and anyone else who needs to understand the setup and event order for planning purposes to allow for changes and updates.
- Step 7: Hold event (see Day of Steps below).
- Step 8: Compile contact information from attendees and send thank you notes to attendees, speakers, vendors, and anyone else involved.

### Day of Steps

- Step 1: Panelists should arrive 30 minutes before the forum starts and, along with the moderator, have an initial discussion; ensure photographers are in place to take photos.
- Step 2: At the start of the event, a welcome should be given by the host of the physical space (3 minutes).
- Step 3: The moderator will then allow each of the panelists to give a three-minute introduction (12 minutes).
- Step 4: Preselected questions to each of the panelists, directed by the moderator (20 minutes).
- Step 5: Spontaneous questions from the audience will be handed to volunteers and given to the moderator, who will select, or may choose to summarize if a common theme is noted, and ask three questions (10 minutes).
- Step 6: (Optional) Breakout groups (encourage people to join groups with those they do not know) discuss ways to collaborate to create inclusive and effective public safety (15 minutes).
- Step 7: Report outs from each of the groups (1 minute per group).
- Step 8: Closing remarks from the panel (10 minutes).
- Step 9: Closing remarks from the moderator to summarize the dialogue and to thank everyone for coming (3 minutes).
- Step 10: Break down.
- Step 11: Send photos with descriptions/captions to your partners, including community organizations, the faith-based organization, law enforcement agency liaison, [info@faithandblue.org](mailto:info@faithandblue.org), and any local sponsors.

### Virtual Programming

Hold an online community forum where community members can ask questions and answers can be shared with a broad audience.

- Step 1: Secure Zoom or other online videoconferencing tool. Make sure all speakers have access to, and are familiar with, the software you choose. You may want to sign in with each for a brief run-through. Have the speakers sign in 15 minutes before the start of the panel.
- Step 2: Gather questions in advance.
- Step 3: Bring together panelists at an assigned time.
- Step 4: Have a moderator lead the discussion with the questions submitted in advance.
- Step 5: Allow audience members to submit questions to the moderator in real time. Zoom also allows for breakout rooms if you would like to divide the group into small discussions. For information on how to do breakouts, go to <https://support.zoom.us/hc/en-us/articles/206476313>.
- Step 6: Make the video available in real time or as a recording.





## ACTIVITY 3: BOOK DISCUSSION (TWO-HOUR EVENT)

### Short Overview

This activity is an informal way to begin discussions between members of the faith-based organization, the broader community, and law enforcement. It allows dialogue to be centered around a chosen book and provides a more intimate atmosphere for a smaller group activity.

### Materials Needed

Book, table, chairs, and snacks (if desired).

### Location Needed

The activity can take place in a room located within the faith-based organization or the local library.

### Role for Faith-Based Organization

To reach out to parishioners to attend and to manage the logistics of hosting the event.

### Role for Law Enforcement Agency

Have members of the local department participate in an activity.

### How to Create Connections

Informal conversations between officers and residents during the discussion will allow for personal connection during discussions surrounding the chosen book. The book can be thoughtfully picked to decide the intended focus topic.



## ACTIVITY 3: BOOK DISCUSSION (TWO-HOUR EVENT)

### Planning Timeline — minimum seven days from event date

- Step 1: Reach out to the faith-based organization or law enforcement agency.
- Step 2: Identify and secure location (and backup location). Libraries are good, neutral locations and often have librarians who can participate and give some background to the book.
- Step 3: Choose a book, ideally announced 10 days from the event date.
- Step 4: Form a small promotion committee that will take steps including: (1) working with the faith-based organization and law enforcement agency to send an email and post on social media to members about the event, (2) having the religious leader announce it at a religious service, (3) posting promotional materials on bulletin boards, (4) identifying event photographers, etc.
- Step 5: Create a list of participants with a healthy mix of law enforcement officers and members of the congregation. Make sure each has a copy of or access to the book.
- Step 6: Designate an individual to lead a topic discussion and create questions that will enhance participation among group members.
- Step 7: Hold event (see Day of Steps below).
- Step 8: Compile contact information from attendees and send thank you notes to attendees, speakers, vendors, and anyone else involved.

### Day of Steps

- Step 1: Activity leader(s) should arrive for set up at least 15-30 minutes in advance; food and drink can be set up at this time if it is being offered.
- Step 2: After most attendees arrive, have spokespersons from the faith-based organization and law enforcement agency provide welcoming remarks.
- Step 3: Activity leader(s) should explain how the book discussion will take place with the group.
- Step 4: Discussion.
- Step 5: Have a closing speaker to summarize the event's goals and to thank everyone for coming. Because this is usually a smaller group, it may be appropriate to take a group photo at the end versus numerous photos throughout the discussion.
- Step 6: Break down.
- Step 7: Send photos with descriptions/captions to your partners, including community organizations, the faith-based organization, law enforcement agency liaison, [info@faithandblue.org](mailto:info@faithandblue.org), and any local sponsors.

### Virtual Programming

You can organize a virtual book discussion.

- Step 1: Zoom or a similar video option is put in place.
- Step 2: Participants are identified, along with a book or article that speaks to ways that people come together.
- Step 3: Spokesperson from the faith-based organization and law enforcement agency provides welcoming remarks.
- Step 4: A facilitator is selected to facilitate the discussion and then to offer a summary.
- Step 5: A screenshot is taken of all participants in the discussion.
- Step 6: A recording of the discussion is shared on the social media pages of the faith-based organization and law enforcement agency.



## ACTIVITY 4: VIGIL FOR UNDERSTANDING

### Short Overview

This activity brings together a diverse cross section of community members, including from law enforcement agencies and the faith community, to share words and prayers calling for mutual understanding. The activity should not be seen as advancing a particular perspective as much as creating space for participants to offer their perspective on how to come together, give voice to challenges, and heal divisions.

### Materials Needed

Microphones and audio equipment, name tags for speakers, and chairs.

### Location Needed

The setting can be outdoors or indoors. Church grounds or a fellowship hall will serve well. If possible, the event should be livestreamed.

### Role for Faith-Based Organization

To designate members of the congregation to speak, to encourage parishioners to attend, to provide a meeting space, to recruit members from the broader public to attend, and to identify select speakers for the vigil.

### Role for Law Enforcement Agency

To designate members of department leadership to speak and to encourage members of the force to attend as audience members.

### How to Create Connections

By providing space for community members and leaders to listen to each other and offer words of mutual support and understanding.



## ACTIVITY 4: VIGIL FOR UNDERSTANDING

### Planning Timeline — minimum 10 days before event date

- Step 1: Reach out to a local faith-based organization that has a reputation for community engagement and a significant-sized congregation if you are law enforcement, or if you are representing a faith-based organization, reach out to a local law enforcement agency. The request should be to designate two co-hosts of the vigil, one from law enforcement and one from the faith-based organization. The faith-based organization and law enforcement agency should also identify two speakers for the vigil.
- Step 2: Reach out to other faith-based organizations and community organizations and ask that they identify a speaker for the vigil. About seven speakers in total should be identified.
- Step 3: Confirm the venue and form a promotional team that will distribute information about the activity through social media, in printed materials, to community organizations, and in appeals to membership.
- Step 4: Create the agenda for the vigil (optional: a topic can be given to each of the speakers, such as “reducing bias,” “safety in fulfilling law enforcement duties,” “how to understand another’s perspective,” “creating healing,” etc.).
- Step 5: Ask the speakers to promote the vigil to their respective networks.
- Step 6: Hold the vigil.

**Virtual option:** The vigil can be held via Zoom or other videoconferencing software. It can also be integrated into a religious service that is already scheduled.

### Day of Steps

- Step 1: Speakers should arrive 30 minutes before the vigil starts (15 minutes if it’s an online vigil), and along with the moderator, have an initial discussion to review the agenda.
- Step 2: At the start of the event, a welcome should be given by one of the co-hosts (3 minutes).
- Step 3: Remarks from each of the speakers.
- Step 4: Closing remarks from the other co-host (10 minutes).
- Step 5: A recording of the vigil should be made available to the public through the online channels of the faith-based organization and law enforcement agency.
- Step 6: Send photos with descriptions/captions to your partners, including community organizations, the faith-based organization, law enforcement agency liaison, [info@faithandblue.org](mailto:info@faithandblue.org), and any local sponsors.



## ACTIVITY 5: PEACE, JUSTICE, AND UNITY MARCH (TWO-HOUR EVENT)

### Short Overview

This activity is intended to take place outside and the organizer can designate a walking route that starts at the faith-based organization or law enforcement agency and ends there or another location. Members of the faith-based organization, the broader community, and law enforcement can create signs that speak to matters of peace and justice, either on their own or this could be done together the week prior to the event day. The activity will include time for attendees to mingle before and after the walk. Delivery of remarks by representatives of the faith-based organization, law enforcement agency, and community leaders can be done before and after the walk.

### Materials Needed

Poster board, markers, sound system/microphone to address crowd participants.

### Location Needed

Determine walk start and end location. Map a safe route for the group walk.

### Role for Faith-Based Organization

To reach out to parishioners to attend and to coordinate volunteers to manage the logistics of hosting.

### Role for Law Enforcement Agency

To send as many members of the local department to the activity, to designate one or two members of leadership to deliver remarks, and to assist in the solicitation of donations. Law enforcement can come out of uniform but wear polos or T-shirts or badges so that community members know who they are.

### How to Create Connections

This activity will allow members of the faith-based organization, community, and law enforcement to come together and support each other in peaceful demonstrations that will reach an even broader audience within the community by creating signs and walking through local communities.

### Planning Timeline — minimum two weeks from event date, depending on permitting requirements, if any

- Step 1: Reach out to the faith-based organization or law enforcement agency.
- Step 2: Reach out to community organizations that engage issues of justice and ask that they designate speakers.
- Step 3: Identify and secure location (and backup location and/or date in case of bad weather); apply for any required permits for large crowds, especially if you believe the march will block streets.
- Step 4: Form a small promotion committee that will take steps including: (1) working with the faith-based organization and law enforcement agency to send an email and post on social media to members about the event, (2) having the religious leader announce it at a religious service, (3) posting promotional materials on bulletin boards, (4) identifying event photographers, etc.



## ACTIVITY 5: PEACE, JUSTICE, AND UNITY MARCH (TWO-HOUR EVENT)

### Planning Timeline — continued

- Step 5: Confirm speakers from the faith-based organization and law enforcement agency and create the event agenda with route length included, such as “one-mile march,” and start location. Wait until the event to hand out the actual route in case of changes.
- Step 6: Recruit volunteers to manage on-site assistance and to direct walkers along the route; leaders from a house of worship and law enforcement agency may want to walk the route in advance to be familiar with any obstacles it may present.
- Step 7: (optional) Create a night at the faith-based organization to draw and make signs together.
- Step 8: Hold event (see Day of Steps below).
- Step 9: Compile contact information from attendees and send thank you notes to attendees, speakers, vendors, and anyone else involved.

### Day of Steps

- Step 1: Setup committee should arrive early; food and drinks should arrive 30 minutes in advance.
- Step 2: Ensure photographers are in place along the route to take photos.
- Step 3: Before the walk starts, have spokespersons from the faith-based organization and law enforcement agency provide a welcome and thoughts for the peace, justice, and unity march.
- Step 4: Organize an activity (such as talking to three people you don’t know whose sign you like during the march) to be done during the march and offer certificates (e.g., most interesting fact learned about police by a community member and about community member by police, most names learned along the walk, etc.) and/or small prizes for winners at the concluding event space.
- Step 5: Once most marchers have arrived at the end location, have closing speakers summarize the march’s goals for peace and justice and thank everyone for coming.
- Step 6: Break down.
- Step 7: Send photos with descriptions/captions to your partners, including community organizations, the faith-based organization, law enforcement agency liaison, [info@faithandblue.org](mailto:info@faithandblue.org), and any local sponsors.

### Virtual Programming

You can organize a virtual march where people share their thoughts and images online.

- Step 1: Create a Facebook event page.
- Step 2: Ask members of law enforcement, community organizations, and members of the faith-based organization to record and post a short video about their thoughts on how to support peace and justice.
- Step 3: Ask participants to post a photo with their families, carrying a sign with messages about peace and justice.
- Step 4: Take and post screenshots at the beginning and end of the virtual march.



## ACTIVITY 6: ESSAY CONTEST

### Short Overview

Young adult members of a faith-based organization, and the general public, will be encouraged to write an essay on a topic related to policing. The topic will be identified by an award committee made up of representatives from (at the minimum) a faith-based organization(s) and a local law enforcement agency. The topic should inquire about issues related to public safety, overcoming bias, mutual understanding, and other contemporary issues that engage the intersection between law enforcement and community safety.

### Materials Needed

Plaques can be ordered for the top three winners. Local businesses can also be approached to offer a gift card to the winners.

### Location Needed

None needed.

### Role for Faith-Based Organization

To engage their young adult members to participate in the activity, to appoint adult members to serve on the award committee, and to promote the activity in its online media.

### Role for Law Enforcement Agency

To appoint members to serve on the award committee, to promote the activity in its online media, and to publicize the winner(s) to media contacts.

### How to Create Connections

The award committee will facilitate connections between law enforcement officers and community leaders as they serve together. Also, essay writers will have the opportunity to consider different perspectives, including those of law enforcement, as they develop their paper.



## ACTIVITY 6: ESSAY CONTEST

### Planning Timeline — minimum two weeks to receive essays

- Step 1: Reach out to the faith-based organization or law enforcement agency.
- Step 2: Recruit an award committee, made up of membership from the agency and the faith-based organization.
- Step 3: Select the topic(s) to be written about, defining the specific question to address, the date of submission required (it is recommended that there be at least a two-week span: one week for submissions to be collected and one week for the award committee to read and decide on a winner(s)), categories (such as by age), and the criteria of submissions (number of words, how they are to be submitted).
- Step 4: Form a small promotion committee that will take steps including: (1) working with the faith-based organization to send an email and social post to members about the contest, (2) having the religious leader announce it at a service, (3) posting promotional materials on bulletin boards, (4) reaching out to local schools to promote the contest, etc.
- Step 5: Engage with local businesses to solicit gift cards or other prizes.
- Step 6: Collect submissions and distribute to the award committee.
- Step 7: Bring together (virtually or in person) the award committee to discuss the submissions and select winner(s).
- Step 8: Select the means (virtual or in person, date, time) to make the announcement of the winners.
- Step 9: Plan to announce winners at a service or stand-alone event timed with National Faith & Blue Weekend, on social media, and to local media.

### Day of Steps

- Step 1: Select a member of the award committee to make the announcement.
- Step 2: Identify and publicize the virtual meeting link, if applicable.
- Step 3: Pick up the award and any prizes.
- Step 4: Ensure photographers are in place to take photos. If not in person, remember to take screenshots.
- Step 5: Have an opening speaker describe the background of the contest and National Faith & Blue Weekend.
- Step 6: Have a member of the award committee present the winner and prize.
- Step 7: Publicize the winner through the social and media channels of the law enforcement agency and the faith-based organization.
- Step 8: Send photos with descriptions/captions to your partners, including community organizations, the faith-based organization, law enforcement agency liaison, [info@faithandblue.org](mailto:info@faithandblue.org), and any local sponsors.





# ACTIVITY 7: ANTI CYBER-BULLYING WORKSHOP AND/OR COMMUNITY DISCUSSION (TWO-HOUR EVENT)

## Short Overview

This activity is designed to serve as a community-wide educational effort that focuses on teaching youth their legal rights, how to stay safe while on the internet, and finding ways to celebrate our differences. The presentation can be held either in person or virtually. Designed to empower bystanders and give victims hope, we all have a role to play collectively and can create positive change by emphasizing safety, respect, and inclusion in our communities both online and in person.

## Materials Needed

If virtual, laptop, and online meeting platform (e.g., Zoom). If in person, water and chairs can be arranged in an audience style, and technology such as laptop and projector if using a PowerPoint presentation. If possible, a camera that can be set up to record and livestreamed if organized in person.

## Location Needed

The setting can be online or in person at a faith-based organization.

## Role for Faith-Based, Community, or Civic Organization

To host the event by providing a meeting space, to invite community members, to designate a member of leadership to offer opening remarks, and to then participate in the discussion.

Note: If virtual discussion, determine the meeting platform to use.

## Role for Law Enforcement Agency

To designate a member of leadership to conduct the workshop and then participate in the discussion. Encourage attendees to ask questions and have members of the force aid in engaging in the discussion.

## How to Create Connections

Encourage attendees to stay after the discussion for an informal meet and greet.

## Planning Timeline — minimum three weeks from event date

- Step 1: Reach out to the faith-based organization or law enforcement agency. A local faith-based organization with a reputation for community engagement and a significant-sized congregation would be the ideal partner to work with law enforcement to turn out a good-sized crowd.
- Step 2: Identify speakers from both the congregation and the law enforcement agency, one to two additional speakers, and a moderator. Identify facilitators for the question and answer session and post-workshop discussion.
- Step 3: Identify and confirm the venue for the in-person meeting. If virtual, confirm who is hosting an online meeting webinar.
- Step 4: Form a small promotion committee that will take steps including: (1) working with the faith-based organization and law enforcement agency to send an email and post on social media to members about the event, (2) having the religious leader announce it at a religious service, (3) posting promotional materials on bulletin boards, (4) identifying event photographers, etc.



## ACTIVITY 8: SIP & PAINT (NONALCOHOLIC) (TWO-HOUR EVENT)

### Short Overview

This activity provides a uniquely entertaining way to mix socializing and creativity for law enforcement and the community. Following step-by-step guidance, anyone can participate no matter what their artistic abilities are.

### Materials Needed

Painting supplies (paint, brushes, canvas, easels, tables, water cups, paper towels, and seating). A fall-themed beverage such as hot apple cider, juice, and other nonalcoholic beverages. Often can be secured through donations by a local supermarket or restaurant.

Alternative if no instructor is available: Pre-trace designs on the canvas (if necessary) with graphite paper. Or have traceables and graphite paper ready for participants to trace.

### Location Needed

You will need a suitable indoor space to host the event that is climate-controlled with space for tables and seating.

### Role for Faith-Based, Community, or Civic Organization

To provide space if needed, to assist in finding a local artist, invite community/congregation members to participate, to co-manage logistics, and to have a member of the clergy offer opening remarks.

### Role for Law Enforcement Agency

To promote the event to the community, to find a local artist, to send members of the force to the activity, and to designate leadership to offer welcome remarks.

### How to Create Connections

This activity provides the opportunity for connections through informal conversations. Officers should circulate during the event, introduce themselves, and paint alongside others.



## ACTIVITY 8: SIP & PAINT (NONALCOHOLIC) (TWO-HOUR EVENT)

### Planning Timeline — minimum 10 days before event date

- Step 1: Reach out to the faith-based organization or law enforcement agency.
- Step 2: Secure location, date, and drawing to paint.
- Step 3: Reach out to local vendors to see if they will donate food or painting supplies.
- Step 4: Form a small promotion committee that will take steps including: (1) working with the faith-based organization and law enforcement agency to send an email and post on social post to members about the event, (2) having the religious leader announce it at a worship service, (3) posting promotional materials on bulletin boards, (4) identifying event photographers, etc.
- Step 5: Recruit volunteers for setup and break down.
- Step 6: Within seven days of the event, coordinate with all representatives to ensure all items are secured.
- Step 7: Hold event (see Day of Steps below).
- Step 8: Send photos with descriptions/captions to your partners, including community organizations, the faith-based organization, law enforcement agency liaison, [info@faithandblue.org](mailto:info@faithandblue.org), and any local sponsors.

### Day of Steps

- Step 1: Decide how many tables and chairs you'll need based on how many people are attending.
- Step 2: Lay protective tablecloths on the tables and set up the easels, canvases, and supplies.
- Step 3: Hang up a sample painting or a print out to use as a visual.
- Step 4: Designate someone that will help pass out paints and extra supplies.
- Step 5: Set up the beverage station and designate someone to assist as needed.
- Step 6: Sip and paint time!



## ACTIVITY 9: MUSIC FESTIVAL (TWO-HOUR EVENT)

### Short Overview

The concert will be an informal talent show with representatives from the faith-based organization and the local law enforcement agency providing musical representation. Also, a local band and the church choir can be engaged to sing at the concert. Tickets could be charged, with the proceeds donated to a charity; however, please note that law enforcement cannot gather or distribute money, so this must be done by the faith organization or a representative from the charity receiving the donation.

### Materials Needed

A stage or riser if held outdoors, chairs, microphones, soundboard, and speakers/amplifiers.

### Location Needed

For an outdoor setting, a park. Indoors, a fellowship hall will work well and often have the audio equipment needed.

### Role for Faith-Based Organization

To provide acts for the performance, to potentially host the event in their hall, to provide a faith leader to offer welcoming remarks, to provide a church choir if possible.

### Role for Law Enforcement Agency

To send members of the force to attend the performance and, if possible, to provide musicians to perform; to have a leader of the force offer remarks to the audience.

### How to Create Connections

During the performance, offer a 15-minute intermission for audience members to introduce themselves to their neighbors, with the goal of each member of the faith-based organization meeting at least two police officers, and each police officer meeting at least two members of the congregation.

### Planning Timeline — minimum seven days from event date, preferably 30+ days

- Step 1: Reach out to the faith-based organization or law enforcement agency.
- Step 2: Identify and secure location (if outside, identify backup location or date in case of bad weather).
- Step 3: Design your concert — the number of musical groups, type of music, theme, food/drink options, free or ticketed. Ticketing can be set up through Eventbrite or a similar online system.
- Step 4: Recruit musical groups from the church, the community, and the law enforcement agency. The performances should be volunteer.
- Step 5: Contact local vendors to see if they will donate food or if they want to set up booths/food trucks to sell food/drink.
- Step 6: Form a small promotion committee that will take steps including: (1) working with the faith-based organization and law enforcement agency to send an email and post on social media to members about the event, (2) having the religious leader announce it at a religious service, (3) posting promotional materials on bulletin boards, (4) identifying event photographers, etc.



## ACTIVITY 9: MUSIC FESTIVAL (TWO-HOUR EVENT)

### Planning Timeline — continued

- Step 7: Recruit volunteers to manage site setup and break down.
- Step 8: Secure any audio or video needs, along with chairs and a stage.
- Step 9: Within seven days, have a quick run-through with the musical groups, representatives of the faith-based organization, law enforcement agency, volunteer lead, sponsors, photographer, and anyone else who needs to understand the setup and event order for planning purposes to allow for changes and updates.
- Step 10: Confirm musical acts and create event agenda/lineup.
- Step 11: Hold event (see Day of Steps below).
- Step 12: Compile contact information from attendees and send thank you notes to attendees, speakers, vendors, and anyone else involved.

### Day of Steps

- Step 1: The bands should arrive early for sound checks — at least an hour, depending on the number of musical groups in the lineup.
- Step 2: Setup committee should arrive early; food and drinks should arrive 30 minutes in advance.
- Step 3: After most attendees arrive, have spokespersons from the faith-based organization and law enforcement agency provide welcoming remarks, usually within 30 minutes of the official start time.
- Step 4: Ensure photographers are in place to take photos.
- Step 5: Performances and intermission.
- Step 6: Concluding remarks and thank you by faith leader and leader of the law enforcement agency to summarize the event's goals and to thank everyone for coming.
- Step 7: Break down.
- Step 8: Send photos with descriptions/captions to your partners, including community organizations, the faith-based organization, law enforcement agency liaison, [info@faithandblue.org](mailto:info@faithandblue.org), and any local sponsors.

### Virtual Programming

An online concert can be scheduled where the musicians perform from their homes. To implement this option, follow the same steps as an in-person event, recruiting musicians, creating a lineup, and engaging in a rehearsal.

- Step 1: Identify musicians.
- Step 2: Establish the lineup/order of performance.
- Step 3: Select a Master of Ceremonies.
- Step 4: Promote the event and create a Facebook page to host the concert.
- Step 5: Organize a rehearsal.
- Step 6: Hold the event, livestreaming if possible to the page of law enforcement agency and the faith-based organization. Make the recording available afterward to both partners.
- Step 7: Share a clip of the recording at a religious service and a Sergeant's Meeting.



## ACTIVITY 10: ART FESTIVAL (THREE-HOUR EVENT)

### Short Overview

This activity can take place either indoors or outside and carry a specific theme (e.g., community, peace). The art festival is a chance for members of the faith-based organization, the broader community, and law enforcement to meet and participate in this publicized event. The activity can be open to the community or members within the faith-based organization and can focus on youth art entries or various ages. The event can conclude with awards for top entries and will include time for attendees to mingle and a chance for the delivery of remarks by representatives of the faith-based organization and law enforcement agency. The art festival could include fine arts, theatrical performances, dance, etc.

### Materials Needed

Wall space or areas where art can be hung or placed, space for performance, microphone, awards or gift certificate for winning entries, which can be sought through donations from local businesses.

### Location Needed

A local park or the grounds of the faith-based organization. A fellowship hall can also be used or a larger common space area within the faith-based organization.

### Role for Faith-Based Organization

To reach out to parishioners to attend, to coordinate volunteers, to organize contestant entries, and to manage the logistics of hosting the event to create space for participants' art.

### Role for Law Enforcement Agency

To send members of the local department to the activity, to designate one or two members of leadership to deliver remarks, and to designate members of the force to serve as volunteers for event setup and wrap-up.

### How to Create Connections

This activity can be a large-scale event and allow for sizable community involvement. Participants can remain with their art pieces and engage community and law enforcement attendees, as well as make a connection through crowd mingling. The heart of this activity is the informal conversation between officers and residents; however, many people are unsure how to start the conversation. Therefore, we suggest you encourage dialogue by asking that each community member and officer speak to three people they don't know, set up a receiving line, or create a game with prizes, such as a \$25 local restaurant gift card for those who discover three fun facts they learned from another participant.

Judges from the faith-based organization, community, and law enforcement can be selected or there can be a voting system created for the community to help select winners.



## ACTIVITY 10: ART FESTIVAL (THREE-HOUR EVENT)

### Planning Timeline — minimum 14 days from event date

- Step 1: Reach out to the faith-based organization or law enforcement agency.
- Step 2: Identify and secure location (and backup location and/or date in case of bad weather).
- Step 3: Reach out to local vendors to see if they will donate gift certificates.
- Step 4: Create sign-up for participant entries to ensure space with a description of what is appropriate for the event, such as “family-friendly” or “maximum of 10 art pieces” or “dance programs 5-10 minutes” and how participants will be chosen, such as “first five artists to sign up” or “anyone signed up by X date.”
- Step 5: Form a small promotion committee that will take steps including: (1) working with the faith-based organization and law enforcement agency to send an email and post on social media to members about the event, (2) having the religious leader announce it at a religious service, (3) posting promotional materials on bulletin boards, (4) identifying event photographers, etc.
- Step 6: Confirm speakers from the faith-based organization and law enforcement, select artists and judges (if using), create map/layout of festival, and create agenda/timeline for event.
- Step 7: Get volunteers to manage site setup and break down.
- Step 8: Develop a “run of show” timeline and, within seven days, have a quick run-through with the faith community host, the law enforcement agency, art judges, and artists/dancers, etc., so they can see the setup and be properly equipped.
- Step 9: Hold event (see Day of Steps below).
- Step 10: Compile contact information from attendees and send thank you notes to attendees, speakers, vendors, and anyone else involved.

### Day of Steps

- Step 1: Setup committee should arrive early; food and drinks (if offering any) should arrive 30 minutes in advance.
- Step 2: After most attendees arrive, have spokespersons from the faith-based organization and law enforcement agency provide welcoming remarks and introduce judges (if using) and/or event moderator/emcee.
- Step 3: Organize activity (such as talking to three artists and/or judging favorite pieces for “audience choice”).
- Step 4: Ensure photographers are in place to take photos.
- Step 5: Have a closing speaker to announce the winner(s) (if a contest), to summarize the event’s goals, and to thank everyone for coming.
- Step 6: Break down.
- Step 7: Send photos with descriptions/captions to your partners, including community organizations, the faith-based organization, law enforcement agency liaison, [info@faithandblue.org](mailto:info@faithandblue.org), and any local sponsors.

### Virtual Programming

You can organize a virtual art gallery, complete with a selection committee and diverse mediums.

- Step 1: Recruit participants who will create art, sculptures, or theatrical pieces.
- Step 2: Create a Facebook event page to display the artwork.
- Step 3: Set a deadline for uploading artwork.
- Step 4: Send certificate to the artist whose creation gets the most “likes.”
- Step 5: Consider putting together a judging committee.
- Step 6: Have a judging committee select winners in categories, such as by age or type of artwork.



## ACTIVITY 11: DANCE CONTEST (TWO-HOUR EVENT)

### Short Overview

This activity can take place either indoors or outside and carry a specific theme (e.g., community, peace). The dance contest is a chance for members of the faith-based organization, the broader community, and law enforcement to meet and participate in this publicized event. The activity can be open to the community or members within the faith-based organization and can focus on youth dances or various ages. The event can conclude with an award ceremony for the best performance and an opening with delivery remarks by representatives of the faith-based organization and law enforcement.

### Materials Needed

Stage or area where dances can take place, chairs, music/sound system, microphone, awards or gift certificate for winning entries, which can be sought through donations from local businesses.

### Location Needed

A local park with a stage or the grounds of the faith-based organization. A fellowship hall can also be used or a larger common space area within the faith-based organization. This needs to be a place where attendees can be seated for the performances.

### Role for Faith-Based Organization

To reach out to parishioners to attend, to coordinate volunteers, to organize contestant entries, and to manage the logistics of hosting the event and creating a space to successfully run each performance.

### Role for Law Enforcement Agency

To send members of the local agency to the activity, to designate one or two members of leadership to deliver remarks, to assist in the solicitation of donations, and to designate members of the force to serve as volunteers for event setup and wrap-up.

### How to Create Connections

This activity can be a large-scale event and allow for sizable community involvement. Judges from the faith-based organization, the broader community, and law enforcement can be selected, or there can be a voting system created for the attendees to help select winners. Once the performances are completed, the awards ceremony can allow attendees to interact with participants and connect through crowd mingling.

### Planning Timeline — minimum 10 days before event date

- Step 1: Reach out to the faith-based organization or law enforcement agency.
- Step 2: Identify and secure location (and backup location and/or date in case of bad weather).
- Step 3: Reach out to local vendors to see if they will donate food and/or gift certificates for winners.
- Step 4: Create sign-up for participant entries to ensure space (can also hold auditions if there is a large interest to create finalists for the contest).
- Step 5: Form a small promotion committee that will take steps including: (1) working with the faith-based organization and law enforcement agency to send an email and post on social media to members about the event, (2) having the religious leader announce it at a religious service, (3) posting promotional materials on bulletin boards, (4) identifying event photographers, etc.





## ACTIVITY 11: DANCE CONTEST (TWO-HOUR EVENT)

### Planning Timeline — continued

- Step 6: Confirm speakers from the faith-based organization and law enforcement agency, select judges, and create agenda/run of show.
- Step 7: Recruit volunteers to manage site setup and break down.
- Step 8: Within seven days, have a quick run-through with representatives of the contestants, representatives of the faith-based organization and law enforcement agency, volunteer lead, sponsors, photographer, and anyone else who needs to understand the setup and event order for planning purposes to allow for changes and updates. If time and available location, have a final dress rehearsal.
- Step 9: Hold event (see Day of Steps below).
- Step 10: Compile contact information from attendees and send thank you notes to attendees, speakers, vendors, and anyone else involved.

### Day of Steps

- Step 1: Setup committee should arrive early; food and drinks should arrive 30 minutes in advance.
- Step 2: Perform equipment audio/visual check.
- Step 3: After most participants and audience members arrive, have spokespersons from the faith-based organization and law enforcement agency provide welcome, thoughts, and introduce judges.
- Step 4: Ensure photographers are in place to take photos.
- Step 5: Performance (intermission can be included; depending on the number of dances chosen).
- Step 6: Have a closing speaker to summarize the event's goals, announce the winner(s), thank everyone, and signal closing of the event.
- Step 7: Break down.
- Step 8: Send photos with descriptions/captions to your partners, including community organizations, the faith-based organization, law enforcement agency liaison, [info@faithandblue.org](mailto:info@faithandblue.org), and any local sponsors.

### Virtual Programming

A video dance contest can be organized; make sure to include dancers from the faith-based organization and the law enforcement agency as well!

- Step 1: An event page is created on the faith-based organization's social media platform(s).
- Step 2: A welcoming video is taped by the faith leader and by the law enforcement leader.
- Step 3: A deadline is set for participants to submit their clips, which must be less than a designated length.
- Step 4: Faith-based organization members and law enforcement members are invited to view and "like" the videos.
- Step 5: The promotional committee selects a winning video or designates categories for winners. A special win is provided to the video with the most "likes."
- Step 6: Trophies can be sent to the winners.



## ACTIVITY 12: PICNIC/BARBECUE (TWO-HOUR EVENT)

### Short Overview

An open-air activity with an indoor backup option, the picnic is a chance for members of the faith-based organization, the broader community, and law enforcement to meet in an informal setting. The activity will include time for attendees to eat and mingle and a chance for the delivery of remarks by representatives of the faith-based organization and law enforcement.

### Materials Needed

Tables, tablecloths, plates, cutlery, and cups for food and beverages. A megaphone or microphone and speaker for the delivery of remarks. Food can be sought through donations from local businesses or as a potluck. Name tags and markers.

### Location Needed

A local park or the grounds of the faith-based organization. A fellowship hall can be used as a rain backup.

### Role for Faith-Based Organization

To reach out to parishioners to attend, to coordinate volunteers, to organize the food, and to manage the logistics of hosting the event.

### Role for Law Enforcement Agency

To send members of the local agency to the activity, to designate one or two members of leadership to deliver remarks, and to designate members of the force to serve as volunteers for event setup and wrap-up.

### How to Create Connections

The heart of this activity is the informal conversation between officers and residents; however, many people are unsure how to start the conversation. Therefore, we suggest you encourage dialogue by asking that each community member and officer speak to three people they don't know, set up a receiving line, or create a game with prizes, such as a \$25 local restaurant gift card for those who discover three fun facts they learned from an officer.



## ACTIVITY 12: PICNIC/BARBECUE (TWO-HOUR EVENT)

### Planning Timeline — minimum seven days from event date, preferably 60+ days

- Step 1: Reach out to the faith-based organization or law enforcement agency.
- Step 2: Identify and secure location (and backup location and/or date in case of bad weather).
- Step 3: Reach out to local vendors to see if they will donate food; create alternate plans for a potluck.
- Step 4: Form a small promotion committee that will take steps including: (1) working with the faith-based organization and law enforcement agency to send an email and post on social media to members about the event, (2) having the religious leader announce it at a religious service, (3) posting promotional materials on bulletin boards, (4) identifying event photographers, etc.
- Step 5: Confirm speakers from the faith-based organization and law enforcement agency and create an agenda.
- Step 6: Recruit volunteers to manage site setup and break down.
- Step 7: Within seven days, have a quick run-through with representatives of the faith-based organization, law enforcement agency, volunteer lead, sponsors, photographer, and anyone else who needs to understand the setup and event order for planning purposes to allow for changes and updates.
- Step 8: Hold event (see Day of Steps below).
- Step 9: Compile contact information from attendees and send thank you notes to attendees, speakers, vendors, and anyone else involved.

### Day of Steps

- Step 1: Setup committee should arrive early; food and drinks should arrive 30 minutes in advance.
- Step 2: After most attendees arrive, have spokespersons from faith-based organization and law enforcement agency provide welcoming remarks, usually within 30–60 minutes of official start time and at least by the halfway point of the event.
- Step 3: Organize activity (such as talking to three people you don't know).
- Step 4: Ensure photographers are in place to take photos.
- Step 5: Have a closing speaker to summarize the event's goals and to thank everyone for coming.
- Step 6: Break down.
- Step 7: Send photos with descriptions/captions to your partners, including community organizations, the faith-based organization, law enforcement agency liaison, [info@faithandblue.org](mailto:info@faithandblue.org), and any local sponsors.

### Virtual Programming

You can organize a virtual potluck where law enforcement members and members of the faith-based organization bless the food, share recipes, take photographs of culinary creations being prepared and enjoyed, and put together a cookbook for distribution.

- Step 1: Create an event page on Facebook.
- Step 2: Have participants post their favorite recipes.
- Step 3: Have the faith leader tape a recording of blessing the food.
- Step 4: Post photos of the prepared food and of sharing the food with family members.
- Step 5: Consider putting together a cookbook with the recipes and photos for distribution to members of the faith-based organization.



## ACTIVITY 13: ATHLETIC EVENT (TWO-HOUR EVENT)

### Short Overview

An activity that brings community members and law enforcement officers together through an informal athletic event, such as a softball or basketball game.

### Materials Needed

Water, light snacks, colored “pennies” (can be picked up at a local sporting goods store), sports equipment.

### Location Needed

Either a baseball/softball diamond or a basketball court. Volleyball or kickball is also an option. Fields and courts can usually be reserved through a local recreation department.

### Role for Faith-Based Organization

To invite members of the congregation to participate; to reach out to the youth group, members men’s and women’s groups, etc; and to designate a member of leadership to deliver the welcoming and closing remarks.

### Role for Law Enforcement Agency

To send members to participate and to designate a member of leadership to deliver welcoming and closing remarks.

### How to Create Connections

Rather than have teams be law enforcement vs. community members, mix them up to create blended teams. During the game, have the leadership and community leader take turns blowing a whistle to stop the game and ask a question about the community and about the law enforcement agency. Whichever team answers correctly first earns their team a point. Then restart the game. After the game, encourage the teams to go to a local restaurant to celebrate or have a tables set up nearby with snacks and water/soft drinks to mingle and talk.

### Planning Timeline — minimum seven days from event date

- Step 1: Reach out to the faith-based organization or law enforcement agency.
- Step 2: Identify a date and secure location (and backup date in case of bad weather). Decide if you want to provide refreshments, such as water, soft drinks, or snacks, to the team members as well as spectators.
- Step 3: Reach out to members of the law enforcement department and the faith-based organization to secure player sign-ups; ensure at least 20 people for a softball game and 10 for a basketball game. Remember to find coaches and umpires (or referees) to support the game.
- Step 4: Buy (or ask for donation of) a trophy from a local sports shop to provide to the winner. Alternatively, you can create certificates for each of the winners with a place to add their name and for representatives of the law enforcement agency and faith-based organization to pre-sign on the bottom.



## ACTIVITY 13: ATHLETIC EVENT (TWO-HOUR EVENT)

### Planning Timeline — continued

- Step 5: Form a small promotion committee that will take steps including: (1) working with the faith-based organization and law enforcement agency to send an email and post on social media to members about the event, (2) having the religious leader announce it at a religious service, (3) posting promotional materials on bulletin boards, (4) identifying event photographers, etc.
- Step 6: Confirm players from the faith-based organization and law enforcement agency. You may include fun/unusual/humorous facts about the players to set the mood. You can either assign teams in advance or bring markers and paper to write names down and draw teams at the event.
- Step 7: Recruit volunteers to manage site setup and break down, including how you will handle water/snack distribution.
- Step 8: Hold event (see Day of Steps below).
- Step 9: Compile contact information from attendees and send thank you notes to attendees, speakers, vendors, and anyone else involved.

### Day of Steps

- Step 1: Setup committee, food/drink, players, coaches, and umpires (or referees) should arrive 30 minutes before the game warm-up starts.
- Step 2: Ensure photographers are in place to take photos.
- Step 3: Have pre-game remarks delivered by a faith leader and leader of the law enforcement agency.
- Step 4: Start game, keep score, announce a winner.
- Step 5: Have closing remarks delivered by a faith leader and representative of the law enforcement agency with a summary of the event's success and a thank you for all attendees.
- Step 6: Break down.
- Step 7: Send photos with descriptions/captions to your partners, including community organizations, the faith-based organization, law enforcement agency liaison, [info@faithandblue.org](mailto:info@faithandblue.org), and any local sponsors.

### Virtual Programming

A virtual gaming contest can be held through an online game, such as Madden, Fortnite, or NBA 2K.

- Step 1: Identify players and the video game to be used.
- Step 2: Make teams, mixing players between law enforcement agency and members of the faith-based organization.
- Step 3: Schedule the game and, if possible, utilize Twitch or other gaming service to broadcast the competition on the Facebook pages of the faith-based organization.
- Step 4: If you have a lot of participants, you can organize a bracket and then have a tournament.
- Step 5: If the contest is not being played live, select a game and the criteria for how it will be played and the day on which it will be played. Then have players take a screenshot of their score and post it to a Facebook event page.
- Step 6: Order a trophy and send it to the winner.



## ACTIVITY 14: PARADE (ONE-HOUR EVENT)

### Short Overview

This activity is designed to be a short-and-sweet way to bring the community and law enforcement together. A parade of people, bikes, and cars will be lined up, intermingling patrol cars and community cars. Every car will have a pro-community message attached to each side. Children will be encouraged to make signs and decorate cars. Floats could also be designed. The parade will follow a designated route, and houses and businesses on the route will be encouraged to make and display their own signs. You can add a rally prior to the drive and/or a small rally at the conclusion of the drive to support the participants and to thank them.

### Materials Needed

Poster paper, markers, balloons, tape. Blue painter's tape to attach signage. A megaphone will be needed if a congregational leader plans to speak during the parade. Be sure to research any permitting requirements needed for parades in your community.

### Location Needed

The drive will be outdoors along a prescribed route. We recommend approximately a mile or less as you will be driving slowly and have multiple vehicles. We also recommend choosing a popular retail or residential area or major streets around a key neighborhood meeting point like a faith-based organization or a community center. Before the drive, poster and sign making can be done indoors, such as in a fellowship hall.

### Role for Faith-Based Organization

To designate a member of congregational leadership to speak at the kickoff/conclusion of the drive and to encourage parishioners to attend.

### Role for Law Enforcement Agency

To designate a member of department leadership to speak at the kickoff and/or conclusion of the drive and to encourage members of the force to drive their vehicles at the activity.

### How to Create Connections

Through informal conversations at the sign-making and car-decorating session, as well as at the pre- and post-parade rally, if you choose to have one.



## ACTIVITY 14: PARADE (ONE-HOUR EVENT)

### Planning Timeline — minimum seven days from event date

- Step 1: Reach out to the faith-based organization or law enforcement agency. Multiple faith-based organizations can also participate, as can multiple law enforcement agencies.
- Step 2: Set the time and date for the activity; the line-up time should be 30 minutes before the parade begins.
- Step 3: Work with law enforcement to establish a route for the parade and acquire any permits that may be necessary in your community; also establish a line-up location, such as a faith-based organization parking lot.
- Step 4: Host a call with leaders for the participating organizations to discuss the logistics.
- Step 5: Form a small promotion committee that will take steps including: (1) working with the faith-based organization and law enforcement agency to send an email and post on social media to members about the event, (2) having the religious leader announce it at a religious service, (3) posting promotional materials on bulletin boards, (4) identifying event photographers, etc.
- Step 6: Make and distribute a poster to homes and businesses along the route, encouraging residents and business owners to keep their lights on and to make their signs. Suggest pro-community messages that can be used.
- Step 7: Identify an opening and closing speaker from law enforcement and from a faith-based organization.
- Step 8: Identify the space and time for sign-making and car- or bike-decorating sessions. We recommend this be done in advance; however, you can add these sessions to the beginning of your parade event.
- Step 9: Hold event (see Day of Steps below).
- Step 10: Compile contact information from attendees and send thank you notes to attendees, speakers, vendors, and anyone else involved.

### Day of Steps

- Step 1: Gather posters/signs to adhere to cars.
- Step 2: Arrive at the line-up location and have volunteers help direct cars to mix between law enforcement and civilian vehicles.
- Step 3: After most cars arrive, have spokespersons from the faith-based organization and law enforcement provide welcoming remarks through megaphones. Some faith-based organizations have an FM broadcast station that can be used to deliver remarks.
- Step 4: Commence driving the route. Law enforcement may be able to provide an escort so that cars can proceed safely in a line and at a slow pace.
- Step 5: Ensure photographers are in place along the route to take photos.
- Step 6: At the end of the route, which should be where the lineup occurred, have closing remarks delivered.
- Step 7: Break down.
- Step 8: Send photos with descriptions/captions to your partners, including community organizations, the faith-based organization, law enforcement agency liaison, [info@faithandblue.org](mailto:info@faithandblue.org), and any local sponsors.



## ACTIVITY 15: LAW ENFORCEMENT OPEN HOUSE (TWO-HOUR EVENT)

### Short Overview

An informal activity that is kid-oriented. Officers will bring their (safe) equipment and cruisers to the parking lot of a faith-based organization where children will have the chance to interact with the equipment, such as turning on and off the lights of a cruiser. Adults can also have a meaningful conversation with law officers to better understand how and why equipment is utilized.

### Materials Needed

Light food, coffee, and drinks. Often can be secured through donations by a local supermarket or restaurant.

### Location Needed

A parking lot, preferably the faith-based organization so that congregation members can feel comfortable.

### Role for Faith-Based Organization

To host the event.

### Role for Law Enforcement Agency

To send officers and equipment to the activity.

### How to Create Connections

Informal connections will be created between officers and congregants. The heart of this activity is the informal conversation between officers and residents; however, many people are unsure how to start the conversation. Therefore, we suggest you encourage dialogue by creating a game with prizes, such as police logoed pens or pads of paper for every child who can tell the officers three facts they learned from their visit that day. You can also create scorecards with checkboxes or bingo cards with squares that require kids to go from station to station to learn a fact about that piece of law enforcement equipment or the community. To add an additional level of depth, adults can speak with law enforcement officers about the equipment and how they decide when to use them and what goes into their decision making.

### Planning Timeline — minimum seven days before event date

- Step 1: Reach out to the faith-based organization or law enforcement agency.
- Step 2: Identify and secure location (and backup location and/or date in case of bad weather). Notify nearby neighbors that there will be sirens being pressed during the time of the event and invite them to attend.
- Step 3: Form a small promotion committee that will take steps including: (1) working with the faith-based organization and law enforcement agency to send an email and post on social media to members about the event, (2) having the religious leader announce it at a religious service, (3) posting promotional materials on bulletin boards, (4) identifying event photographers, etc.





## ACTIVITY 15: LAW ENFORCEMENT OPEN HOUSE (TWO-HOUR EVENT)

### Planning Timeline — continued

- Step 4: Confirm speakers from the faith-based organization and law enforcement agency and create event agenda.
- Step 5: Recruit volunteers to manage site setup and break down.
- Step 6: Organize an activity (such as talking to three people you don't know, three fun facts you learned today, or a bingo card/checklist to show you visited each station) to be done during the event and offer certificates and/or small prizes for those who complete the task.
- Step 7: Hold event (see Day of Steps below).
- Step 8: Compile contact information from attendees and send thank you notes to attendees, speakers, vendors, and anyone else involved.

### Day of Steps

- Step 1: Law enforcement arrive early to the location and set up stations for visitation (should have markers, stamps, or hole punches to mark off gamecards, if using); members of the congregation arrive early to volunteer.
- Step 2: Ensure photographers are in place to take photos.
- Step 3: After most attendees arrive, have spokespersons from the faith-based organization and law enforcement agency provide welcoming remarks, usually within 30-60 minutes of official start time, and at least by the halfway point of the event.
- Step 4: Tour/meet and greet occurs.
- Step 5: Have a closing speaker to summarize the event's goals and to thank everyone for coming.
- Step 6: Break down.
- Step 7: Send photos with descriptions/captions to your partners, including community organizations, the faith-based organization, law enforcement agency liaison, [info@faithandblue.org](mailto:info@faithandblue.org), and any local sponsors.

### Virtual Programming

Law enforcement officers can create a video tour of their office and walk through the different equipment that they utilize.

- Step 1: A welcoming video is taped by both the faith leader and a leader from the law enforcement agency on a Facebook page created for the event.
- Step 2: Law enforcement officers create and post small videos on the different equipment in their office.
- Step 3: Children from the faith-based organization post comments, asking questions about the different equipment.
- Step 4: Law enforcement officers provide responses and answers.



## ACTIVITY 16: FOOTBALL TAILGATE (TWO-HOUR EVENT)

### Short Overview

This activity can take place at a parking lot near the football stadium or at a public park or the premises of a faith-based organization (if the game is being played without a crowd). Football Tailgate is a chance for members of the faith-based organization, law enforcement, and the broader college football community to meet and participate in a celebration of their local college or high school team. This activity can include grilling, games such as cornhole, and time to mingle between law enforcement and the community. The activity can also include a raffle for items donated by local businesses, and/or a chili contest or ice cream social.

### Materials Needed

Outdoor grill, cornhole (or any tailgating game), game day paraphernalia. A television or projector and screen to broadcast the game, if possible.

### Location Needed

A parking lot at the local college football stadium, a public park, or on the premises of a faith-based organization.

### Role for Faith-Based Organization

To invite members of the congregation to participate; if a high school game, reach out to families of students and if a college game, reach out to students; to organize the food; to organize tailgating games; to designate volunteer coordinators. To have a faith leader deliver remarks at the start or conclusion of the event.

### Role for Law Enforcement Agency

To send members of the local department to the activity; to designate one or two members of the force to serve as volunteers for event setup and wrap-up; and to have a member of the force deliver remarks at the start or conclusion of the event.

### How to Create Connections

The heart of this activity is unity between officers and residents over the shared support of their local football team. Attendees should share food and have informal discussions.



## ACTIVITY 16: FOOTBALL TAILGATE (TWO-HOUR EVENT)

### Planning Timeline — minimum seven days before event date

- Step 1: Reach out to the faith-based organization of law enforcement agency.
- Step 2: Secure location and date and team to support.
- Step 3: Reach out to local vendors to see if they will donate food; purchase tailgate food that can be easily cooked on a grill such as hot dogs and hamburgers. Secure tailgating games such as cornhole and horseshoes.
- Step 4: Form a small promotion committee that will take steps including: (1) working with the faith-based organization and law enforcement agency to send an email and post on social post to members about the event, (2) having the religious leader announce it at a religious service, (3) posting promotional materials on bulletin boards, (4) identifying event photographers, etc.
- Step 5: Recruit volunteers for setup and break down.
- Step 6: Within seven days of the event, coordinate with all representatives to ensure the supply of games and food is managed.
- Step 7: Hold event (see Day of Steps below).
- Step 8: Send pictures and summary to National Faith and Blue Staff on the event.

### Day of Steps

- Step 1: Setup team should arrive early; food and drinks should arrive 30 mins in advance.
- Step 2: After most attendees arrive, have a spokesperson from the faith-based organization and law enforcement provide welcoming remarks, usually after 30 mins of the official start.
- Step 3: Organize activities such as cornhole and horseshoes between law enforcement and the faith-based organization members during halftime.
- Step 4: Ensure photographers are in place to take photos.
- Step 6: Have closing remarks to summarize the event's goals and thank everyone for coming.
- Step 7: Break down.
- Step 8: Send photos with descriptions/captions to your partners, including community organizations, the faith-based organization, law enforcement agency liaison, [info@faithandblue.org](mailto:info@faithandblue.org), and any local sponsors.

### Virtual Programming

- Step 1: Create a Facebook event page.
- Step 2: Organize house football viewing parties across multiple homes, at least one for law enforcement and one from the faith-based organization, and connect via Zoom.
- Step 3: Have law enforcement and faith leaders deliver welcoming remarks.
- Step 4: At halftime, have the viewing parties each offer a cheer with a faith leader and member of law enforcement serving as the judge to determine the winner (a trophy could be secured and provided to the winner).



## ACTIVITY 17: MOVIE NIGHT (THREE-HOUR EVENT)

### Short Overview

This activity offers a social way for law enforcement and the community to get to know each other. In the activity, a portable screen is put up either indoors or on a field, and a family-friendly movie is shown. Food stations can be set up and opening remarks can be delivered by officers, community leaders, and religious leaders. The activity can also include a raffle (local businesses can be approached to donate items) with the funds going to a local charity. Face painting can also be provided.

### Materials Needed

Portable screen, LCD projector, extension cord, DVD player or laptop with internet connection, microphone and speaker (if a lot of people are expected), tables, garbage bin.

### Location Needed

Open field, parking lot, or auditorium (consider a worship or social hall). An inclement weather backup is strongly recommended.

### Role for Faith-Based Organization

To invite members of the congregation to participate, coordinate volunteers, co-manage logistics, provide space if needed, and have a member of the clergy offer opening remarks.

### Role for Law Enforcement Agency

To send members of the local agency to the activity, to designate one or two members of leadership to deliver remarks, and to designate members of the force to serve as volunteers for event setup and wrap-up.

### How to Create Connections

The heart of this activity is in creating informal connections between community members and law enforcement officers. For that purpose, the event should start at least 20 minutes before the movie starts for casual conversation, and an intermission can be held midway through the screening. During the intermission, audience members can introduce themselves to their neighbors with the goal of each member of the faith-based organization meeting at least two police officers, and each police officer meeting at least two members of the public.



## ACTIVITY 17: MOVIE NIGHT (THREE-HOUR EVENT)

### Planning Timeline — minimum 10 days before event date

- Step 1: Reach out to the faith-based organization or law enforcement agency.
- Step 2: Secure location, date, and film to show.
- Step 3: Reach out to local vendors to see if they will donate food or items for a raffle. Optional: Secure games such as cornhole and horseshoes.
- Step 4: Secure the screening items (projector, etc.).
- Step 5: Form a small promotion committee that will take steps including: (1) working with the faith-based organization and law enforcement agency to send an email and post on social post to members about the event, (2) having the religious leader announce it at a worship service, (3) posting promotional materials on bulletin boards, (4) identifying event photographers, etc.
- Step 6: Recruit volunteers for setup and break down.
- Step 7: Within seven days of the event, coordinate with all representatives to ensure all items are secured.
- Step 8: Hold event (see Day of Steps below).
- Step 9: Send photos with descriptions/captions to your partners, including community organizations, the faith-based organization, law enforcement agency liaison, [info@faithandblue.org](mailto:info@faithandblue.org), and any local sponsors.

### Day of Steps

- Step 1: Setup team should arrive early; food and drinks should arrive 30 minutes in advance. Tables for food should be set up on the periphery. Remember trash bins!
- Step 2: Ensure photographers are in place to take photos.
- Step 3: After most attendees arrive, have a spokesperson from the faith-based organization and law enforcement provide welcoming remarks before the movie commences.
- Step 4: Have intermission/meet your neighbor.
- Step 5: Have closing remarks to summarize the event's goals and thank everyone for coming.
- Step 6: Break down.
- Step 7: Send photos with descriptions/captions to sponsoring organizations, including the faith-based organization, law enforcement agency liaison, Faith & Blue, and any sponsors.

### Virtual Programming

- Step 1: Create a Facebook event page.
- Step 2: Select the film and create a Zoom link. Have a tech-savvy volunteer share their screen and display the movie across their connection. Alternatively, many streaming service offers “watch parties” where many viewers can watch the same movie at the same time and even offer comments in real time. This includes Disney + (Group Watch), Hulu (Watch Party), Amazon (Watch Party), and Netflix (Teleparty). Other services include TwoSeven and Scener.
- Step 3: Have law enforcement and faith leaders deliver welcoming remarks via Zoom.
- Step 4: Movie time!



## ACTIVITY 18: TRUNK OR TREAT (TWO-HOUR EVENT)

### Short Overview

A trunk or treat event in which the community and the police host a safe and secure environment to trick or treat for the children while allowing the community to get to better know the police that serve it. A parking lot is utilized for children to get to try out their Halloween costumes early, and officers can provide a safety briefing for parents on how to keep safe while trick or treating, when at home, at work, and in transit. Officers can also provide car seat install and safety checks. The event can be combined with an ice cream social. Face painting can also be provided. Office vehicles and equipment can be on hand.

### Materials Needed

Tables for any treats provided by the faith-based organization or law enforcement, a microphone and speaker, and garbage bins.

### Location Needed

A parking lot at a local faith-based organization or governmental office.

### Role for Faith-Based Organization

To invite members of the congregation to participate, to coordinate volunteers, to co-manage logistics, to provide space if needed, and to have a member of the clergy offer opening remarks.

### Role for Law Enforcement Agency

To send members of the local agency to the activity, to designate one or two members of leadership to deliver remarks, to designate members of the force to serve as volunteers for event setup and wrap-up, and to run a few treat stations. If a safety briefing is offered, to provide the instruction.

### How to Create Connections

This activity creates connections through informal conversations. Officers should circulate during the event and introduce themselves, along with running the treat stations. A fun activity may be added (such as talking to three people you don't know, three fun facts you learned today, or a bingo card/checklist to meet/find different people, such as the Police Chief, the clergy leader, etc.).



## ACTIVITY 18: TRUNK OR TREAT (TWO-HOUR EVENT)

### Planning Timeline — minimum 10 days before event date

- Step 1: Reach out to the faith-based organization or law enforcement agency.
- Step 2: Identify and secure location (and backup location and/or date in case of bad weather).
- Step 3: Form a small promotion committee that will take steps including: (1) working with the faith-based organization and law enforcement agency to send an email and post on social media to members about the event, (2) having the religious leader announce it at a worship service, (3) posting promotional materials on bulletin boards, (4) identifying event photographers, etc.
- Step 4: Confirm speakers from the faith-based organization and law enforcement agency and create event agenda.
- Step 5: Recruit volunteers to manage site setup and break down.
- Step 6: Organize the connection activity and a prize for those who complete the task.
- Step 7: Hold event (see Day of Steps below).
- Step 8: Compile contact information from attendees and send thank you notes to attendees, speakers, vendors, and anyone else involved.

### Day of Steps

- Step 1: Setup team should arrive early; people with trunks should arrive 15 minutes early. The event should be held before dark to ensure young children are able to participate. Tables for food should be set up on the periphery. Remember trash bins!
- Step 2: Ensure photographers are in place to take photos.
- Step 3: After most attendees arrive, have a spokesperson from the faith-based organization and law enforcement provide welcoming remarks. Additionally, the activity should be introduced and shared out.
- Step 4: Have closing remarks to summarize the event's goals and thank everyone for coming.
- Step 5: Break down.
- Step 6: Send photos with descriptions/captions to your partners, including community organizations, the faith-based organization, law enforcement agency liaison, [info@faithandblue.org](mailto:info@faithandblue.org), and any local sponsors.

### Virtual Programming

- Step 1: Create a Facebook event page; invite members of the faith-based organization and law enforcement.
- Step 2: Have families make short videos of their children dressed up for Halloween and post them on the Facebook event page.
- Step 3: Tape remarks from law enforcement and faith leaders to add to the page.



## ACTIVITY 19: COMMUNITY TAG SALE (THREE-HOUR EVENT)

### Short Overview

An activity where community members are able to clean out their attics/garages and sell extra items. Officers can set up a station offering safety briefings, VIN etching, or bike registration on-site. The event can also be combined with an ice cream social, and face painting can also be provided. Office vehicles and equipment can be on hand.

### Materials Needed

Tables for people to use to display their wares, which can be provided by the faith-based organization or law enforcement; a microphone and speaker, and garbage bins.

### Location Needed

A parking lot at a local faith-based organization or governmental office.

### Role for Faith-Based Organization

To invite members of the congregation to participate, to coordinate volunteers, to co-manage logistics, to provide space if needed, and to have a member of the clergy offer opening remarks.

### Role for Law Enforcement Agency

To send members of the local agency to the activity, to designate one or two members of leadership to deliver remarks, to designate members of the force to serve as volunteers for event setup and wrap-up, and to run a few stations. If a safety briefing is offered, to provide the instruction.

### How to Create Connections

This activity creates connections through informal conversations. Officers should circulate during the event and introduce themselves, along with running the stations. A fun activity may be added (such as talking to three people you don't know, three fun facts you learned today, or a bingo card/checklist to meet/find different people, such as the Police Chief, the clergy leader, etc.), with winners offered a donated prize.





## ACTIVITY 19: COMMUNITY TAG SALE (THREE-HOUR EVENT)

### Planning Timeline — minimum 14 days before event date

- Step 1: Reach out to the faith-based organization or law enforcement agency.
- Step 2: Identify and secure location (and backup location and/or date in case of bad weather).
- Step 3: Form a small promotion committee that will take steps including: (1) working with the faith-based organization and law enforcement agency to send an email and post on social media to members about the event, (2) having the religious leader announce it at a worship service, (3) posting promotional materials on bulletin boards, (4) identifying event photographers, etc.
- Step 4: Publicize the event widely, including on Next Door, Craigslist, and through posters that can be provided to local businesses to display.
- Step 5: Consider inviting food trucks to sell during the event.
- Step 6: A registration link should be created where people, particularly those from the local faith-based organization, can apply to have a table at the event.
- Step 7: Confirm speakers from the faith-based organization and law enforcement agency and create event agenda.
- Step 8: Recruit volunteers to manage site setup and break down.
- Step 9: Confirm tables for those who are going to be selling items.
- Step 10: Organize the connection activity and a prize for those who complete the task.
- Step 11: Hold event (see Day of Steps below).
- Step 12: Compile contact information from attendees and send thank you notes to attendees, speakers, vendors, and anyone else involved.

### Day of Steps

- Step 1: Setup team should arrive early; sellers should arrive at least 30 minutes early. The event should be held around late morning/early afternoon. Tables for food should be set up on the periphery. Remember trash bins!
- Step 2: Ensure photographers are in place to take photos.
- Step 3: After most attendees arrive, have a spokesperson from the faith-based organization and law enforcement provide welcoming remarks. Additionally, the activity should be introduced and shared out.
- Step 4: Have closing remarks to summarize the event's goals and thank everyone for coming.
- Step 5: Break down.
- Step 6: Send photos with descriptions/captions to your partners, including community organizations, the faith-based organization, law enforcement agency liaison, [info@faithandblue.org](mailto:info@faithandblue.org), and any local sponsors.

### Virtual Programming

- Step 1: Create a Facebook event page; invite members of the faith-based organization and law enforcement.
- Step 2: People can then post to the page items that they are selling, along with the price.
- Step 3: Tape remarks from law enforcement and faith leaders to add to the page.
- Step 4: Item pick-up can be coordinated on a set date, hosted by the law enforcement agency or faith-based organization.



## ACTIVITY 20: COMMUNITY SERVICE PROJECT (FOUR-HOUR EVENT)

### Short Overview

Collaborating with a local community service organization, the faith-based organization and law enforcement agency provide volunteer staffing to a local initiative. Examples can include helping with a Habitat for Humanity build, organizing food at a food bank, or participating in a river cleanup.

### Materials Needed

The materials will usually be provided by the volunteer organization. If possible, volunteers can wear T-shirts, which can be acquired through the National Faith & Blue Weekend website.

### Location Needed

The location will be provided by the volunteer organization.

### Role for Faith-Based Organization

To recruit members of the congregation to participate in the activity and to have a faith leader offer welcoming and closing prayers for the activity.

### Role for Law Enforcement Agency

To recruit members of the law enforcement agency to participate in the activity and to have a leader offer welcoming and closing remarks for the activity.

### How to Create Connections

Participants should be mixed to ensure that law enforcement officers and members of the faith-based organization are working side by side. The heart of this activity is the informal conversation between officers and residents. However, many people are unsure of how to start the conversation. Therefore, we suggest you encourage dialogue by asking that each community member and officer speak to three people they don't know, set up a receiving line, or create a game with prizes, such as a \$25 local restaurant gift card for those who discover three fun facts they learned about another participant.



## ACTIVITY 20: COMMUNITY SERVICE PROJECT (FOUR-HOUR EVENT)

### Planning Timeline — minimum seven days from event date, though some nonprofits need 30+ days' notice

- Step 1: Identify a nonprofit/volunteer organization that has opportunities for groups of 20 or more participants.
- Step 2: Reach out to a local faith-based organization or law enforcement agency to solicit their participation.
- Step 3: Identify and secure activity and volunteer details.
- Step 4: Form a small promotion committee that will take steps including: (1) working with the faith-based organization and law enforcement agency to send an email and post on social media to members about the event, (2) having the religious leader announce it at a religious service, (3) posting promotional materials on bulletin boards, (4) identifying event photographers, etc.
- Step 5: Create an agenda and/or timeline of events for participants that includes information on the nonprofit/volunteer organization with which you will be working.
- Step 6: Hold event (see Day of Steps below).
- Step 7: Compile contact information from attendees and send thank you notes to attendees, nonprofit organization, and anyone else involved.

### Day of Steps

- Step 1: Set up a check-in table or have two to four volunteers with clipboards checking in attendees, especially if they will have differing assignments; hand out T-shirts (if you are using).
- Step 2: Ensure photographers are in place to take photos.
- Step 3: Have opening remarks delivered by a faith leader and leader of the law enforcement agency.
- Step 4: Participate in activity, taking photographs.
- Step 5: Have closing remarks delivered by a faith leader and representative of the law enforcement agency with a summary of the event's success and a thank you to the nonprofit host organization and all attendees. Pose for group photo.
- Step 6: Break down (if necessary).
- Step 7: Send photos with descriptions/captions to your partners, including community organizations, the faith-based organization, law enforcement agency liaison, [info@faithandblue.org](mailto:info@faithandblue.org), and any local sponsors.

### Virtual Programming

A food drive can be established where members of the faith-based organization and law enforcement agency collect and then drop off food at a local food bank. The food can be dropped off at a specific time, and the volunteers can be photographed together, wearing masks, or a compilation of photos of each drop can be created.

- Step 1: Identify and reach out to a local food bank.
- Step 2: Establish a time by which the food will be collected and a location to gather the food.
- Step 3: Have participants drop off food at the local law enforcement agency or faith-based organization.
- Step 4: On an arranged day, have participants together collect the food, organize a car caravan, and drop off the food at the food bank. Remember to take a socially distanced photograph.



# SPECIAL ACTIVITY: HOST A BLOOD DRIVE

## Short Overview

We are excited to share that MovementForward, Inc. has partnered with the American Red Cross to facilitate a community service project. This partnership will afford the opportunity for faith-based organizations and law enforcement agencies to work together to host a blood drive. There is also a special focus for these events to inform the public about sickle cell disease.

## What Red Cross Will Provide

- **Planning Assistance** — The Red Cross representative will work with you to plan and organize the blood drive.
- **Recruitment Tools** — The Red Cross representative will help you determine how many donors you need and how to recruit them, including an online scheduling tool for your donors.
- **Equipment & Supplies** — The Red Cross will bring everything it needs to your location, set it up and take it down at the end, including snacks and drinks.
- **Trained Staff** — The Red Cross staff will confidentially screen donors and collect donations, safely and professionally.

## Location Needed

You will need a suitable inside space to host the blood drive — at least 1,200 square feet of open, climate-controlled space with at least four electrical outlets, bathroom access nearby, and tables and chairs. A faith-based organization fellowship hall will serve well.

## Role for Faith-Based Organization

To provide space to host the blood drive; to recruit volunteers to assist with registration, canteen and other stations; and to share news about the blood drive to the congregation and sign up blood donors prior to the blood drive. Early recruitment and sign-ups will help to ensure you successfully meet your blood drive goal and meet the blood needs of your community. The Faith-Based Organization can also help advertise the drive to the public. Because diversity is important in the blood supply and black donors are underrepresented, there is a particular value in reaching out to the Black community to become donors to help close the sickle cell gap.

## Role for Law Enforcement Agency

To recruit volunteers to provide staffing during the drive, to share news about the blood drive to fellow officers, and to recruit donors. A PIO or other public-facing staff position can also work on promoting the drive to the public.

## How to Create Connections

A representative from the Faith-Based Organization and the Law Enforcement agency should be on hand to recruit donors as they come in. Having shift sign-ups might help. While donors are awaiting their turn, they can be provided with information on Faith & Blue and how the community can work together to create safe and just communities.

## Planning Timeline

- Step 1: Reach out to the faith-based organization or law enforcement agency and choose an event coordinator.
- Step 2: Email the special account [blooddrive@faithandblue.org](mailto:blooddrive@faithandblue.org) to let us know that you are interested in hosting a blood drive, and the contact information for your event coordinator. The deadline for submitting blood drive request is August 1st. We ask that sponsor have flexibility with scheduling, because regional calendar availability varies.



# SPECIAL ACTIVITY: HOST A BLOOD DRIVE

## Planning Timeline (continued)

- Step 3: A member of our staff will reach out to the coordinator and connect them with a local Red Cross representative who will provide detailed information and support them in preparing and executing your blood drive.

## About Sickle Cell Disease

### • Who is impacted by sickle cell disease?

Approximately 100,000 people in the U.S. are living with sickle cell disease. Most people with sickle cell disease are African American or of African descent. In fact, the disease affects 1 out of every 365 African American babies born in this country.

### • What is sickle cell disease?

Sickle cell disease causes red blood cells to be hard and crescent-shaped (like a sickle) instead of soft and round. As a result, it is difficult for blood to flow smoothly and carry enough oxygen to the rest of the body, which may result in severe pain, organ and tissue damage, or even strokes.

### • How is sickle cell disease treated?

Blood transfusions help provide a lifesaving treatment during a sickle cell pain crisis by replacing sickled red blood cells with healthy red blood cells. This helps deliver oxygen to tissues and organs and unblock blood vessels. Donated blood is the only source of this treatment.

### • How can I help?

Blood donors have the unique ability to help patients with sickle cell disease. A person with sickle cell disease may need a precise pairing with a blood donor, especially if frequent transfusions are necessary. If a patient receives a transfusion of a blood type that is not a close match, they may form antibodies against the mismatched antigens. To help avoid transfusion-related complications, a patient is more likely to find the most compatible blood match from a donor of the same race or similar ethnicity.

	Population	% of Population Donating	% of Red Cross Donations
African American	13%	0.45%	3.7%
Asian	6%	0.7%	2.6%
Caucasian	76%	1.1%	86%
2+ Races	2.7%	0.8%	1.3%
Native American	1.3%	0.4%	0.4%

## Did you know?

- To meet the needs of patients, the Red Cross needs to collect nearly 12,500 blood donations are needed every day.
- Eighty-four percent of donations are collected at community-based blood drives, hosted by generous sponsors — close to where people live and work.

For more information about this partnership please visit: [faithandblue.org/blooddrive](http://faithandblue.org/blooddrive)



## ACTIVITY 21: CITIZENS' ACADEMY

### Short Overview

A citizens' academy is a forum designed to offer a structure for the flow of information from local law enforcement and policy makers to community residents that helps disburse and explain rules, regulations, laws, and guidelines. It is a voluntary collaboration set up by interested residents, local law enforcement, and elected officials who hold hired, appointed, or elected positions in capacities that impact community relations within the local area.

### Resources Needed

It is recommended that a minimum of 10 people from the community who have expressed interest are identified before creating a citizens' academy class or session. Developing an agenda and securing the participation of local law enforcement participation are the first steps toward success.

### Location Needed

The citizens' academy sessions should be held at a location accessible to the public. We also recommend choosing a popular retail or residential area or major streets around a key neighborhood meeting point like a faith-based organization or a community center. Prior to the meetings, poster and directional signage can be posted indoors, such as in a fellowship hall.

### Role for Faith-Based Organization

To designate a member of congregational leadership to speak or greet at meetings and to be a host site for the sessions.

### Role for Law Enforcement Agency

To designate a member of department leadership to facilitate the dissemination of policing information, to serve as advisor to sessions on law enforcement guidelines, and to encourage audience or attendees to get engaged and provide feedback to local law enforcement.

### How to Create Connections

Content covered in a citizens' academy is as unique as the areas it covers, so the approach to information dissemination may also vary. Each planning law enforcement representative or zone liaison should make a point of gaining a good working knowledge of the community in its zone or area. With the flow of information coming from local law enforcement to the local community, careful listening and discussion in advance will help law enforcement devise an effective communication approach. A meeting between local law enforcement and the citizens' academy coordinator is recommended to keep the approach under review.

The citizens' academy coordinator role is to coordinate with the local community and local law enforcement. Both the community in general and the citizens' academy coordinator will need to have ready access to information on law enforcement guidelines and development plans. It is therefore essential that local law enforcement make this information available to the citizens' academy coordinator.

Connections can be created through respectful interaction, informal and formal exchange of ideas and knowledge.

Acknowledgment of the parties' perspectives is also an important way to create connections. Each community council should



## ACTIVITY 21: CITIZENS' ACADEMY

appoint one person as their point of contact for the local law enforcement on all planning matters, provide contact information, and inform the local law enforcement of community concerns and needs accordingly. A regular contact person in the local law enforcement agency should also be clearly identified for each citizens' academy. This will usually be a community liaison zone officer for the area concerned.

### Planning Timeline — minimum seven days from event date

- Step 1: Identify local law enforcement point of contact (e.g., community liaison).
- Step 2: Work with law enforcement to make an introduction to the appropriate officer.
- Step 3: Host a call with that designated officer to discuss the session needs and logistics.
- Step 4: Develop an agenda based upon the guidelines as shared by local law enforcement.
- Step 5: Work with the faith-based organization and law enforcement agency to send an email and post on social media to inform the local community about the event; have the religious leader announce the academy at a religious service.
- Step 6: Develop marketing materials such as posters, postcards, e-cards to help spread the word; place and distribute materials about two weeks before the event. Prepare a survey for distribution the day of the event.
- Step 7: Identify an opening and closing speaker from law enforcement and from a faith-based organization.
- Step 8: Identify the space and time for sign-up. We recommend this be done in advance.
- Step 9: Develop and share an agenda or a run of show that indicates the start time, speakers, topics, speaking time allotted, Q&A time, and closing, and share this with all speakers.
- Step 10: Determine if AV accommodations are needed. If so, arrange for them with the facility or faith-based organization in advance.
- Step 11: Hold event (see Day of Steps below).
- Step 12: Compile survey results.

### Day of Steps

- Step 1: Arrive at the faith-based organization or community center an hour in advance.
- Step 2: Set up sign-in station.
- Step 3: If using electronic sign-in, have a paper sign-in sheet as backup in case of an internet outage.
- Step 4: Capture attendees' name, phone, and email on the sign-in sheet.
- Step 5: Identify where the speakers will sit and speak. Place water at their seats.
- Step 6: Brief speakers on the agenda and other housekeeping details upon their arrival.
- Step 7: Host the citizens' academy according to the agenda or run of show.
- Step 8: Manage Q&A segment with respect to all speakers — ask that people are respectful of the time given by speakers by being civil, brief, and kind. Also, ask that they are considerate of others in attendance who may also have questions.
- Step 9: Distribute survey to attendees to solicit feedback.
- Step 10: Within three days, send emails or thank you messages to speakers and faith-based organization for their participation.
- Step 11: Send photos with descriptions/captions to your partners, including community organizations, the faith-based organization, law enforcement agency liaison, [info@faithandblue.org](mailto:info@faithandblue.org), and any local sponsors.



## ACTIVITY 22: COMMUNITY POLICING PROJECT

### Short Overview

A community council is designed to offer community members a way to work with law enforcement to promote the well-being of the community. It is a voluntary organization set up by people and run by local residents to act on behalf of the community. For National Faith & Blue Weekend, the activity can be the formation of the Community Policing Council.

### Resources Needed

It is recommended that a minimum of five or more people from the community and law enforcement who express interest in creating or participating are identified before forming a council. An agenda, mission, and meeting minutes will need to be created to guide the council on achieving its goals.

### Law Enforcement and Community Council Responsibilities

Community councils are as unique as the areas they cover, so their approach to consultations and response may vary. Each planning law enforcement representative or zone liaison should make a point of gaining a good working knowledge of any community councils in its area. Its liaison procedures should acknowledge local variations and be tailored to the characteristics of the local areas. Careful listening and discussion in advance will help law enforcement devise effective consultative arrangements with which those involved can collaborate and affect change. Occasional meetings between local law enforcement and community councils are recommended to keep these arrangements active.

If community councils are to find, coordinate, and express the views of the local community, both the community and the community council will need to have ready access to information on law enforcement guidelines and development plans. It is therefore essential that local law enforcement make this information available.

### Location Needed

The community council meetings should be held at a location accessible to the public. We also recommend choosing a popular retail or residential area or major streets around a key neighborhood meeting point like a faith-based organization or a community center. Before the meetings, poster and directional signage can be posted indoors, such as in a fellowship hall.

### Role for Faith-Based Organization

To designate a member of congregational leadership to speak or greet at meetings and to be a host site for the meetings.

### Role for Law Enforcement Agency

To designate a member of department leadership to speak at the kickoff and/or conclusion of the meeting, to serve as an advisor to the community council on law enforcement guidelines, and to encourage members of the council to get engaged and provide feedback to the local law enforcement.

### How to Create Connections

Connections can be created through respectful interaction and informal and formal exchange of ideas and knowledge. Acknowledgment of the parties' perspectives is also an important way to create connections. Each community council should





## ACTIVITY 22: COMMUNITY POLICING PROJECT

appoint one person as their point of contact for the local law enforcement on all planning matters, provide contact information, and inform the local law enforcement of community concerns and needs accordingly. A useful way of ensuring that no information is lost during absence could be to set up a generic email account that can be accessed by other office bearers in the community council. Internal arrangements for considering applications will be for each community council to decide. A regular contact person in the local law enforcement should also be clearly identified for each community council. This will usually be a community liaison zone officer for the area concerned.

### Planning Timeline — minimum seven days from event date

- Step 1: Identify a community activity where sign-ups can be collected.
- Step 2: Identify local law enforcement point of contact (e.g., community liaison).
- Step 3: Develop an organization framework or list of opportunities to improve or repair specific to your local community.
- Step 4: Work with law enforcement to make an introduction to the appropriate officer.
- Step 5: Host a call with that designated officer to discuss the council needs and logistics.
- Step 6: Work with the faith-based organization and law enforcement agency to send an email and post on social media to members about the event and the call to join the council; have the religious leader announce the call to join the council at a religious service.
- Step 7: Identify an opening and closing speaker from law enforcement and from a faith-based organization.
- Step 8: Identify the space and time for sign-up. We recommend this be done in advance.
- Step 9: Hold event (see Day of Steps below).
- Step 10: Compile contact information from attendees and send thank you notes to attendees, speakers, vendors, and anyone else involved.

### Day of Steps

- Step 1: Arrive at a faith-based organization an hour in advance.
- Step 2: Ask to make or that an announcement is made of the opportunity to sign up.
- Step 3: Set up sign-up station with “Community Council” sign-up signage.
- Step 4: If using electronic sign-up, have a paper sign-up sheet as backup in case of an internet outage.
- Step 5: Capture name, phone, and email on the sign-up sheet.
- Step 6: Have someone attend to the sign-up for the full duration of the event.
- Step 7: Collect sign-ups at the end of the activity.
- Step 8: Within three days, send an email or call the interested parties to introduce, share the mission, and inform of the first meeting.
- Step 9: Connect with local law enforcement and a faith-based organization to coordinate first and future Community Council meeting.
- Step 10: Set up a meeting invitation and send it to local law enforcement, faith-based organization point of contact, and interested members of the newly formed Community Council.
- Step 11: Send photos with descriptions/captions to your partners, including community organizations, the faith-based organization, law enforcement agency liaison, [info@faithandblue.org](mailto:info@faithandblue.org), and any local sponsors.



## 100 OTHER ACTIVITY IDEAS

Creativity is key for Faith & Blue! Please design any activity that connects the community and law enforcement in a productive way, whether using one of the 22 activities, 10 quick activities, or your own idea. To help get the creativity juices flowing, we've listed 100 additional activities below for you to mix, match, revise, and undertake in a way that works well for your community.

- 5K Fun Run/Walk
- Adopt a Precinct
- Avoiding Scam Workshop
- Award Ceremony
- Bad Art Contest
- Bike Ride
- Blessing for First Responders
- Blessing of the Animals
- Block Party/Community Fair
- Board Game Night
- Bowling for Peace
- Build "Little Libraries"
- Car Show
- Car Wash
- Care Package Preparation
- Charity Casino Night
- Chess Event
- Chili Cook-Off
- Coffee with a Cop
- Comedy Night
- Community Cleanup
- Community Gathering
- Community Meal
- Community Outreach
- Community Resource Fair
- Community Unity Day
- Cones with a Cop
- Cooking Classes
- Cornhole Tournament
- Crafting Workshop
- Dedication of Memorial
- Dog Show
- Drive-Through Fall Festival
- Egg Toss
- Escape Room Creation
- Farmers Market
- Feeding Law Enforcement
- Fitness Classes
- Food and Art Hour
- Food Distribution
- Food Tasting
- Food Trucks
- Game Night
- Game Show
- Group Puzzle Time
- Habitat for Humanity Build
- Haunted House
- Health Awareness
- Hearing Testing Clinic
- Highway Cleanup
- Homeless Outreach
- Ice Cream Social
- Interfaith Prayer Experience
- Item Drive – School Supplies
- Job Fair
- Kite Making and Flying
- Lantern Parade
- Law Enforcement Appreciation
- Leadership Roundtable
- Meet & Greet
- Meet Service Dogs
- Memorial for Victims of Violence
- Mental Health Information
- Mini TED Talk Event
- Motorcycle Ride
- Nerf Battle
- Painting Event
- Pancake Breakfast
- Park Cleanup
- Pastries with Police
- Pinewood Derby
- Prayer Service/Worship
- Prayer Vigil
- Preschool Parade
- Prescription Drug Take Back
- Presentation to Schools & Community Organizations
- Pumpkin Decorating Event
- Pumpkin Patch
- Purple Lights on Tower at City Center
- Radio Broadcast
- Recognition of Officers
- Ride-Alongs
- Ropes Course
- Safety Outreach/Educational Session
- Scavenger Hunt
- School Presentation
- Shark Tank
- Shop with a Cop
- (Silent) Raffle
- Soapbox Derby
- Social Media Posting
- Story Time
- Tai Chi Gathering
- Trade Show for Local Contractors
- Tree Planting
- Trivia Contest
- Vaccine Clinic
- Yard Work
- Yoga Gathering
- Youth Festival
- Youth Outreach

# WHAT'S NEXT: CREATING A CAMPAIGN

National Faith & Blue Weekend is most impactful when it leads to a series of engagements throughout the year. One way to take its spirit of deepening engagement between officers and residents to transform communities is to create a campaign. Here are the core steps:

## 1). Form a Team

At the heart of a campaign is the creation of a team of stakeholders who will work together. These stakeholders can include representatives from faith-based organizations, community groups, businesses, neighborhood associations, other government agencies, and law enforcement agencies. A successful campaign can take a year — and lead into the next Faith & Blue.

## 2). Announcement and Message

This is the point at which public awareness is raised about the initiation of a campaign. The announcement should be made jointly by members of the team and engage members of the media to learn about the importance of residents and officers understanding each other's perspectives better. It should also feature a theme and a few key talking points.

## 3). Communication

A communication calendar should be designed in advance. Look to issue at least a weekly general message through your channels, including social and traditional media. You should also identify dates, such as MLK Day, July 4th, Black History Month, etc., to issue messaging that relates to the theme of the day/month.

## 4). Events

Consider holding a quarterly event each year to create movement and progress, using the ideas in this toolkit. They should be interspersed with small events, like those listed in quick activities, taking place at least once a month.

## 5). Materials

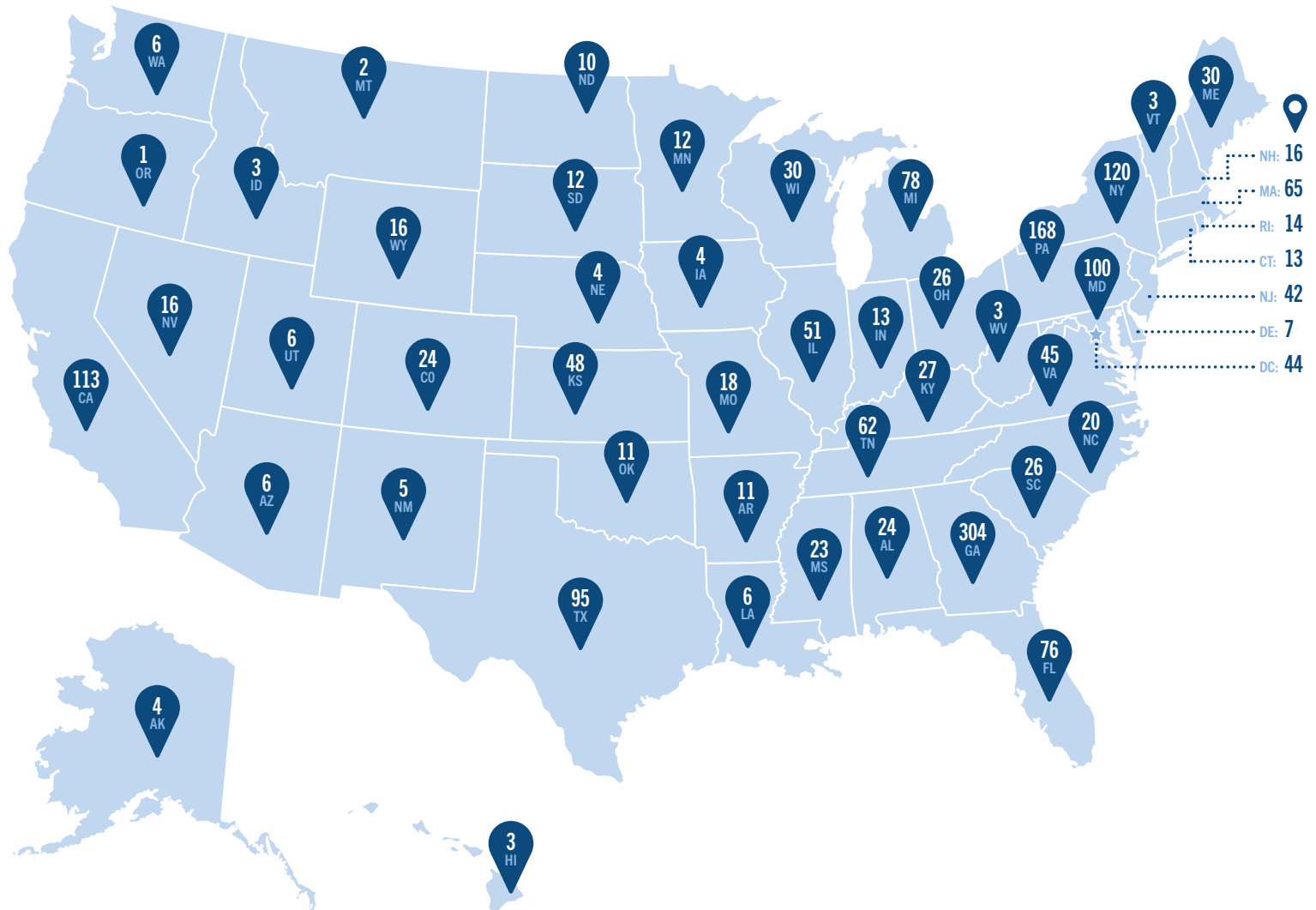
Flyers, trifold, and signs are important for getting the word out and demonstrating commitment to safer and more inclusive communities. Your theme should be present in all your materials, with a URL for your agency's website. Consider a short URL for your campaign that you can feature everywhere, and use a simple website builder.



# NATIONAL FAITH & BLUE WEEKEND 2021 AT A GLANCE

In 2021, National Faith & Blue Weekend doubled from 1,000 events in 43 states and Washington, DC, to 2,000 events in all 50 states and Washington, DC. Here are some key highlights!

## Engagements by State



## Highlights

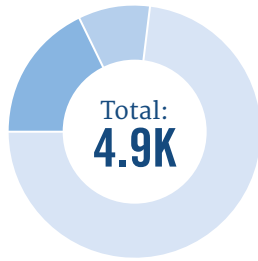
- Agency with the Most Engagements: **New York PD [101]**  
Runners-Up: Arlington (TX) PD [52], Baltimore County PD [37]
- State with the Most Engagements: **Georgia [304]**  
Runners-Up: Pennsylvania [168], New York [120]
- Best Growth: **Massachusetts [6,500%]**  
Runners-Up: Kansas [4,800%], Ohio: [2,500%]
- Smallest Community by Population: **Bradshaw, WV [212]**  
Runners-Up: Uniontown, KS [261], Sky Valley, GA [282]

# NATIONAL FAITH & BLUE WEEKEND 2021 AT A GLANCE

## MEDIA COVERAGE

### Segments, Articles & Posts

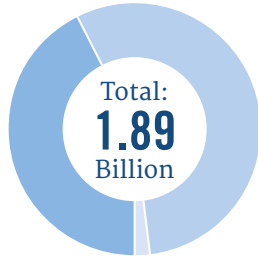
- Broadcast (Television and Radio)
- News Articles (Online and Offline)
- Social Media



### Viewership, Readership & Impressions

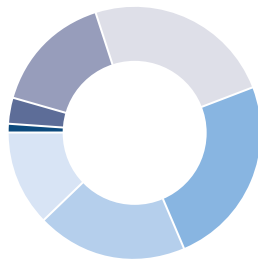
(in millions)

- Broadcast (Television and Radio)
- News Articles (Online and Offline)
- Social Media



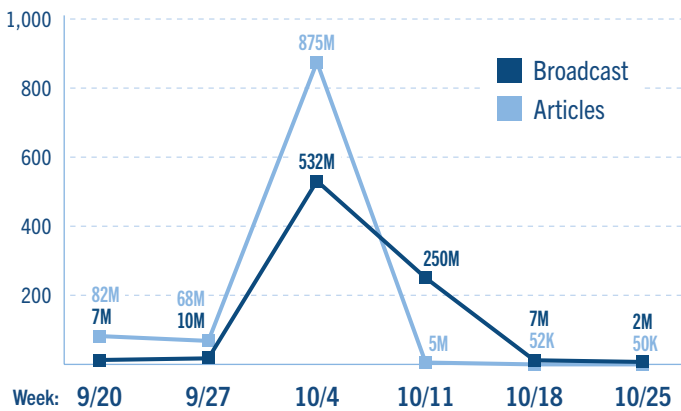
### Social Audience by Age

- 13-17
- 18-24
- 25-34
- 34-44
- 45-54
- 55-64
- 65+



### Audience By Week

(in millions)



**TOTAL ADVERTISING VALUE EQUIVALENCE: \$10,044,260**

## PARTICIPANT FEEDBACK

(out of 5 stars from 500+ surveys)

Notes: Both officers and community members felt that Faith & Blue was most effective in making them more likely to work together on public safety but can still improve in making them feel safer (although it helped both groups).

### Most Effective:

#### Better Collaboration on Crime Solving

- ★★★★☆ 4.61 Community Members
- ★★★★☆ 4.48 Officers

#### Increased Confidence in Law Enforcement

- ★★★★☆ 4.57 Community Members

#### Increased Job Satisfaction

- ★★★★☆ 4.47 Officers

### Area for Growth:

#### Makes Me Feel Safer

- ★★★★☆ 4.45 Community Members
- ★★★★☆ 3.85 Officers

### ADDITIONAL FEEDBACK:

- ★★★★☆ 4.50 Effectiveness of Programming
- ★★★★☆ 4.72 Likelihood to Participate Again

# FREQUENTLY ASKED QUESTIONS

## What is the purpose of the National Faith & Blue Weekend?

The purpose of National Faith & Blue Weekend is to create safer and stronger communities by connecting law enforcement officers and the residents they protect and serve. National Faith & Blue Weekend consists of events that will occur in communities of every kind and will include a wide array of activities such as picnics, athletic events, forums, and community service projects. All activities will be designed to facilitate law enforcement officers and the public getting to know one another and to build mutual understanding.

## Who can participate in National Faith & Blue Weekend?

Anyone! The National Faith & Blue Weekend website provides resources including posters and postcards, contact information, and sign-up forms. You can register to host your activity or find an event that is occurring nearby.

For participants, our goal is to create safer and stronger communities by connecting law enforcement officers and the residents they protect and serve. Some residents may be skeptical or not understand what the event entails, and so they may not attend; however, we have found that a lot of people who have never met with law enforcement feel more comfortable attending when they can see their friends and neighbors having fun, and they can see what the event was all about.

## Are activities going to require you to participate in religious activities?

No. At their core, all Faith & Blue events will be designed to facilitate connections between the public and law enforcement rather than engage in religious activities.

## Is there funding available to organize an activity?

There will be a limited number of sponsorships for event costs and for boosting social media posts. For more information on funding, contact [info@faithandblue.org](mailto:info@faithandblue.org).

## When can I sign up for an activity?

You can sign up to host an activity at [faithandblue.org](http://faithandblue.org) until the day before National Faith & Blue Weekend starts.

## How can I find a nearby event?

The website ([faithandblue.org](http://faithandblue.org)) allows you to search for an event by location and type of event.

## Do I have to do one of the 25 activities? Can I design my own?

Of course, you can design your own! We welcome creativity! We do ask that custom activities follow the key principles: It (1) involves both a faith-based organization and a law enforcement agency, (2) is positive, and, (3) is open to the general public.

## Why do I need to have a photographer at my event? Won't that be expensive?

Photographers do not have to be professional! You can appoint a congregant or a community volunteer with a smartphone, such as iPhone or Android, to take photos. It is important to capture the fun people are having, as well as photos of the activities so that you can use them to attract community members to future events.

## FREQUENTLY ASKED QUESTIONS

### Why do I need to have a photographer at my event? Won't that be expensive? (continued)

We suggest that at least one person — if not more, depending on how many events are going on and how long the event is — is given specific shots to take, then asked to take any others he/she thinks would be fun for posting on your website or on social media. Managing expectations on what photos you want will make the organizer and the photographer more comfortable and the result a success.

Of course, you are welcome to hire a professional photographer. You may want to ask your congregation or community group to see if you have a professional photographer who would do the event for free or for a reduced price, especially if they receive credit for their donation/discount when the photos are posted. If virtual, remember to have someone take screenshots.

### What should participating law enforcement officers wear to our events?

Our experience has shown that community members, especially youth, are more comfortable mingling with officers and talking when the officers are out of uniform. This has also been pointed out consistently in community outreach listening sessions.

Therefore, we suggest officers wear casual clothing, yet still be identified as an officer, so that community members can see they are attending and know who to approach if they want to talk or ask questions. Examples of this casual wear include (a) a polo/golf shirt with your law enforcement logo, (b) a special T-shirt designed for the event, or (c) the same solid color T-shirt with no markings. You can also wear a bandana or billed cap with your logo to identify you as an officer. Officer identifications should be at head level, as opposed to a badge at the hip, so that people can identify you more easily.

Some exceptions may include events such as a Law Enforcement Open House or formal talks on a very serious matter such as active shooter training. In these cases, officers may choose to wear their official uniforms at the event.

### How do I stay involved after National Faith & Blue Weekend?

We offer an ongoing program called One Congregation One Precinct that utilizes a similar approach to Faith & Blue. You can learn more about this program at <http://onecop.net>. We will also provide new programming following National Faith & Blue Weekend, including quarterly activities and the launch of a network with curated resources and peer-to-peer engagement. You can stay informed about these offerings by joining our email list at <http://faithandblue.org/newsletter-sign-up/>.

### Anything else?

Yes! Just remember that the activities are endless. And plenty of the activities can be combined — for example, an art festival with a tag sale or an essay contest with a crucial conversation. Be creative and let us know how we can help!

### If I have other questions, how do I find answers?

You can contact us at [info@faithandblue.org](mailto:info@faithandblue.org) or 404.605.7000.

### Special thanks to the National Faith & Blue Weekend Sponsors:



MOTOROLA SOLUTIONS  
FOUNDATION



FIRSTNET®  
Built with AT&T